



सशक्त पंचायत सतत् विकास












Panchayati Raj

SUGGESTIVE DATA SOURCE CHECKLIST AND USER/GUIDING MANUAL FOR QUESTIONNAIRES

National Panchayat Awards-2023 (Appraisal Year 2021-22)

Revamped National Panchayat Award themes

-  Poverty free and enhanced livelihoods Panchayat
-  Healthy Panchayat
-  Child friendly Panchayat
-  Water sufficient Panchayat
-  Clean and Green Panchayat
-  Self-sufficient infrastructure in Panchayat
-  Socially secured Panchayat
-  Panchayat with good governance
-  Women-friendly Panchayat

Indicative checklist of data source for National Panchayat Awards 2023 theme-wise Questionnaires

(States / UTs may create their own checklist for the purpose as applicable)

Theme	Name of Award Theme	Question No. of the Questionnaire	Possible Data Source
1	Poverty Free and Enhanced Livelihoods Panchayat	1	MGNREGA Register/ MIS
		2	MGNREGA Register/ MIS
		3	MGNREGA Register/ MIS
		4	Awas Register/AwasSoft
		5	GP Register
		6	GP / NFSA Register
		7	Social Welfare Department
		8	Data from Banks in GP
		9	SHGs/NRLM Registers in GP
		10	SHGs/NRLM Registers in GP
		11	GP Register
		12	Skill Development Department
		13	GPDP
		14	GP Account Book/Records
2	Healthy Panchayat	1	GP Population Register
		2	Community Health Centre / Anganwari Register
		3	Data from ASHA/ Community Health Centre
		4	Data from ASHA/ Community Health Centre
		5	GP Records/ Community Health Centre
		6	Anganwari Register
		7	Data from ASHA/ Community Health Centre
		8	Data from ASHA/ Community Health Centre
		9	GP
		10	Community Health Centre
		11	Data from ASHA/ Community Health Centre
		12	GP Records/ Community Health Centre
		13	GPDP
		14	GP Account Book/Records
3	Child-Friendly Panchayat	1	Anganwadi Registers
		2	Anganwadi Registers
		3	Community Health Centre/Anganwadi Register
		4	GP record/register
		5	Data from Schools/UDISE
		6	Anganwadi Centre
		7	GP register/School records of Committees
		8	Data from Schools/UDISE
		9	Community Health Centre
		10	GP's Proceedings register
		11	GP's Proceedings register
		12	GPDP
		13	GP Account Book/Records

Theme	Name of Award Theme	Question No. of the Questionnaire	Possible Data Source
4	Water Sufficient Panchayat	1 to 11	GP Proceedings Register/Records
		12	GPDP
		13	GP Account Book/Records
5	Clean and Green Panchayat	1	GP
		2	GP
		3	GP
		4	GP
		5	Electricity Department
		6	Food and Civil Supply Department
		7	GP
		8	Electricity Department
		9	GP
		10	GP
6	Self –Sufficient Infrastructure in Panchayat	1	Awas Register/AwasSoft Portal
		2	GP data/e-GramSwaraj portal
		3 to 14	GP Records
		15	GPDP
		16	GP Account Book/Records
7	Socially Secured Panchayat	1	Social Welfare Department
		2	Social Welfare Department
		3	Social Welfare Department
		4	Social Welfare Department
		5	Health Department
		6	Health Department
		7	GP
		8	GP
8	Panchayat with Good Governance	1	GP data/e-GramSwaraj portal
		2	GP Proceedings Register
		3	GP data/e-GramSwaraj portal
		4	GP data/e-GramSwaraj portal
		5	GP data/e-GramSwaraj portal
		6	GP data/e-GramSwaraj portal
		7	GP Records
		8	GPDP Portal
		9	GP data/e-GramSwaraj portal
		10	GP Records
		11	LGD Directory
		12	Service Module
		13	GPDP
		14	GP Account Book/Records



Theme	Name of Award Theme	Question No. of the Questionnaire	Possible Data Source
9	Women Friendly Panchayat	1	GP Proceedings Register
		2	Data from Primary Schools /UDISE
		3	Anganwadi Registers
		4	Anganwadi Registers
		5	Community Health Centre
		6	Community Health Centre
		7	Community Health Centre
		8	Community Health Centre
		9	SHGs/NRLM Register of GP
		10	GPDP
		11	GP Account Book/Records

USER/GUIDING MANUAL

**National Panchayat Awards-2023
(Appraisal Year 2021-22)**

**Poverty Free and Enhanced Livelihoods Panchayat
(Theme-1)**

Q. No.	Question	Explanation/Remarks /Data Source				
1.	<p>How many job card holders in the GP received wage employment under MGNREGS during the Appraisal Year? <i>(Supporting document will be uploaded at the time of final submission of questionnaire)</i></p> <table border="1" data-bbox="326 659 1151 863"> <tr> <td data-bbox="326 659 800 827">Total number of Job card holders demanded wage employment under MGNREGS in GP during the Appraisal Year</td> <td data-bbox="800 659 1151 827">Out of these, number of job card holders received wage employment under MGNREGS during the Appraisal Year</td> </tr> <tr> <td data-bbox="326 827 800 863"></td> <td data-bbox="800 827 1151 863"></td> </tr> </table>	Total number of Job card holders demanded wage employment under MGNREGS in GP during the Appraisal Year	Out of these, number of job card holders received wage employment under MGNREGS during the Appraisal Year			<p>Data Source: Gram Panchayat Records/ MGNREGA MIS https://nrega.nic.in/nrega/indexframe.aspx</p>
Total number of Job card holders demanded wage employment under MGNREGS in GP during the Appraisal Year	Out of these, number of job card holders received wage employment under MGNREGS during the Appraisal Year					
2.	<p>What percentage of Job card holders who have demanded wage employment in the GP were provided at least 100 days wage employment under MGNREGS during the Appraisal Year?</p> <table border="1" data-bbox="358 1010 1118 1192"> <tr> <td data-bbox="358 1010 735 1157">Total number of Job card holders who demanded wage employment under MGNREGS in the GP during the Appraisal Year</td> <td data-bbox="735 1010 1118 1157">Out of these, number of Job card holders received 100 days wage employment under MGNREGS during the Appraisal Year</td> </tr> <tr> <td data-bbox="358 1157 735 1192"></td> <td data-bbox="735 1157 1118 1192"></td> </tr> </table>	Total number of Job card holders who demanded wage employment under MGNREGS in the GP during the Appraisal Year	Out of these, number of Job card holders received 100 days wage employment under MGNREGS during the Appraisal Year			<p>Data Source: Gram Panchayat Records/ MGNREGA MIS https://nrega.nic.in/nrega/indexframe.aspx</p>
Total number of Job card holders who demanded wage employment under MGNREGS in the GP during the Appraisal Year	Out of these, number of Job card holders received 100 days wage employment under MGNREGS during the Appraisal Year					
3.	<p>What percentage of MGNREGS workers has received their wages under during the Appraisal Year?</p> <table border="1" data-bbox="347 1304 1127 1457"> <tr> <td data-bbox="347 1304 724 1423">Total number of job card holders who have worked under MGNREGS in the GP during the Appraisal Year</td> <td data-bbox="724 1304 1127 1423">Out of these, number of MGNREGS workers who have received their wages during the Appraisal Year</td> </tr> <tr> <td data-bbox="347 1423 724 1457"></td> <td data-bbox="724 1423 1127 1457"></td> </tr> </table>	Total number of job card holders who have worked under MGNREGS in the GP during the Appraisal Year	Out of these, number of MGNREGS workers who have received their wages during the Appraisal Year			<p>Data Source: Gram Panchayat Records/ MGNREGA MIS https://nrega.nic.in/nrega/indexframe.aspx</p>
Total number of job card holders who have worked under MGNREGS in the GP during the Appraisal Year	Out of these, number of MGNREGS workers who have received their wages during the Appraisal Year					
4.	<p>What percentage of Households (HHs) in the GP was covered under Pradhan Mantri Awas Yojana-Grameen (PMAY-G) /Similar State schemes during the Appraisal Year?</p> <table border="1" data-bbox="347 1703 1127 1856"> <tr> <td data-bbox="347 1703 724 1843">Total number of HHs in the GP as per waiting list of PMAY-G/similar State Schemes in the GP during the Appraisal Year</td> <td data-bbox="724 1703 1127 1843">Out of these, number of HHs received benefits under PMAY-G during the Appraisal Year</td> </tr> <tr> <td data-bbox="347 1843 724 1871"></td> <td data-bbox="724 1843 1127 1871"></td> </tr> </table>	Total number of HHs in the GP as per waiting list of PMAY-G/similar State Schemes in the GP during the Appraisal Year	Out of these, number of HHs received benefits under PMAY-G during the Appraisal Year			<p>Data Source: Gram Panchayat Records/ PMAY-Grameen MIS (awas soft) https://rural.assam.gov.in/frontimpotentdata/pmay-g-permanent-wait-list</p>
Total number of HHs in the GP as per waiting list of PMAY-G/similar State Schemes in the GP during the Appraisal Year	Out of these, number of HHs received benefits under PMAY-G during the Appraisal Year					

5.	<p>What percentage of farmers in the GP was benefitted under the Pradhan Mantri Kisan Samman Nidhi (PM-KISAN) Scheme during the Appraisal Year?</p> <table border="1" data-bbox="386 296 1091 464"> <tr> <td data-bbox="386 296 737 464">Total number of farmers registered and were found eligible under PM-KISAN scheme in the GP during the Appraisal Year</td> <td data-bbox="737 296 1091 464">Out of these, number of farmers received cash benefit PM-KISAN scheme in the GP during the Appraisal Year</td> </tr> <tr> <td> </td> <td> </td> </tr> </table>	Total number of farmers registered and were found eligible under PM-KISAN scheme in the GP during the Appraisal Year	Out of these, number of farmers received cash benefit PM-KISAN scheme in the GP during the Appraisal Year			<p>Data Source: Gram Panchayat Records/ PMKISAN-Beneficiary Status Agriculture Deptt. https://pmkisan.gov.in/Rpt_BeneficiaryStatus_pub.aspx</p>
Total number of farmers registered and were found eligible under PM-KISAN scheme in the GP during the Appraisal Year	Out of these, number of farmers received cash benefit PM-KISAN scheme in the GP during the Appraisal Year					
6.	<p>What proportion of population of the GP was covered under National Food Security Act, 2013 during the Appraisal Year? (<i>Supporting document will be uploaded at the time of final submission of questionnaire</i>)</p> <table border="1" data-bbox="358 615 1118 737"> <tr> <td data-bbox="358 615 737 705">Total number of ration card holders in the GP during the Appraisal Year</td> <td data-bbox="737 615 1118 705">Out of these, number of ration card holders benefitted during the Appraisal Year</td> </tr> <tr> <td> </td> <td> </td> </tr> </table>	Total number of ration card holders in the GP during the Appraisal Year	Out of these, number of ration card holders benefitted during the Appraisal Year			<p>Data Source: Gram Panchayat Records NFSA Beneficiaries/Ration Cards https://nfsa.gov.in/portal/ration_card_state_portals_aa</p>
Total number of ration card holders in the GP during the Appraisal Year	Out of these, number of ration card holders benefitted during the Appraisal Year					
7.	<p>What proportion of population in the GP was covered under National Social Assistance Program (NSAP)/similar state pension scheme in the State/UT during the Appraisal Year?</p> <table border="1" data-bbox="358 961 1118 1142"> <tr> <td data-bbox="358 961 737 1108">Total number of persons registered and were found eligible under NSAP/Similar State pension scheme in the GP during the Appraisal Year</td> <td data-bbox="737 961 1118 1108">Out of these, number of persons covered under NSAP)/similar state pension scheme during the Appraisal Year</td> </tr> <tr> <td> </td> <td> </td> </tr> </table>	Total number of persons registered and were found eligible under NSAP/Similar State pension scheme in the GP during the Appraisal Year	Out of these, number of persons covered under NSAP)/similar state pension scheme during the Appraisal Year			<p>Data Source: Gram Panchayat Records/ NSAP Dashboard https://nsap.nic.in/logi/dashboard.do?methodName=showintialize&val</p>
Total number of persons registered and were found eligible under NSAP/Similar State pension scheme in the GP during the Appraisal Year	Out of these, number of persons covered under NSAP)/similar state pension scheme during the Appraisal Year					
8.	<p>What proportion of population was covered under Pradhan Mantri Jan-Dhan Yojana (PMJDY) during the Appraisal Year?</p> <table border="1" data-bbox="358 1230 1118 1381"> <tr> <td data-bbox="358 1230 737 1346">Total persons registered under PMJDY and were found eligible in the GP during the Appraisal Year</td> <td data-bbox="737 1230 1118 1346">Out of these, number of persons opened accounts under PMJDY during the Appraisal Year</td> </tr> <tr> <td> </td> <td> </td> </tr> </table>	Total persons registered under PMJDY and were found eligible in the GP during the Appraisal Year	Out of these, number of persons opened accounts under PMJDY during the Appraisal Year			<p>Data Source: Gram Panchayat Records/ PMJDY Statistics Reports (Bank –wise) https://pmjdy.gov.in/statewise-statistics</p>
Total persons registered under PMJDY and were found eligible in the GP during the Appraisal Year	Out of these, number of persons opened accounts under PMJDY during the Appraisal Year					
9.	<p>How many BPL women (as per Socio-Economic Caste Census 2011) were the members of Self-Help Groups (SHGs) in the GP during the Appraisal Year?</p> <table border="1" data-bbox="315 1562 1162 1696"> <tr> <td data-bbox="315 1562 724 1696">Total number of BPL women in the GP during the Appraisal Year</td> <td data-bbox="724 1562 1162 1696">Out of these, number of BPL women who were members of SHGs during the Appraisal Year</td> </tr> <tr> <td> </td> <td> </td> </tr> </table>	Total number of BPL women in the GP during the Appraisal Year	Out of these, number of BPL women who were members of SHGs during the Appraisal Year			<p>Data Source: Gram Panchayat NRLM Dashboard https://nrlm.gov.in/dashboardForOuter.do?methodName=dashboard</p>
Total number of BPL women in the GP during the Appraisal Year	Out of these, number of BPL women who were members of SHGs during the Appraisal Year					

10.	<p>How many Self-Help Groups (SHGs) in the GP availed loan from the Banks during the Appraisal Year?</p> <table border="1" data-bbox="321 268 1153 405"> <tr> <td data-bbox="321 268 706 367">Total number of SHGs in GP during the Appraisal Year</td> <td data-bbox="706 268 1153 367">Out of these, the SHGs availed loan from the Banks during the Appraisal Year</td> </tr> <tr> <td> </td> <td> </td> </tr> </table>	Total number of SHGs in GP during the Appraisal Year	Out of these, the SHGs availed loan from the Banks during the Appraisal Year			<p>Data Source: Gram Panchayat NRLM Dashboard https://nrlm.gov.in/dashboardForOuter.do?methodName=dashboard</p>		
Total number of SHGs in GP during the Appraisal Year	Out of these, the SHGs availed loan from the Banks during the Appraisal Year							
11.	<p>Whether SHGs/members were engaged in following income generation activities/ in the GP during the Appraisal Year?</p> <ul style="list-style-type: none"> <input type="checkbox"/> Serving nutritious food/Mid-Day Meal in the schools & Anganwadi etc. <input type="checkbox"/> Developing Nutri/Kitchen Gardens <input type="checkbox"/> Running Village level Start ups <input type="checkbox"/> Training of SHGs <input type="checkbox"/> Involvement in Surveys/ social audit <input type="checkbox"/> Others (please specify) 	<p>Data Source: Gram Panchayat Records NRLM Dashboard https://nrlm.gov.in/dashboardForOuter.do?methodName=dashboard</p>						
12.	<p>What was the percentage of persons certified through the skill development training institutes/ITIs in the GP during the Appraisal Year?</p> <table border="1" data-bbox="358 869 1118 1026"> <tr> <td data-bbox="358 869 734 993">Total persons registered for training and were found eligible in the GP during the Appraisal Year</td> <td data-bbox="734 869 1118 993">Out of these, number of persons certified through the training institutes/ITIs during the Appraisal Year</td> </tr> <tr> <td> </td> <td> </td> </tr> </table>	Total persons registered for training and were found eligible in the GP during the Appraisal Year	Out of these, number of persons certified through the training institutes/ITIs during the Appraisal Year			<p>Data Source: Gram Panchayat Records Skill Development & Entrepreneurship Dashboard https://msde.dashboard.nic.in/DashboardF.aspx</p>		
Total persons registered for training and were found eligible in the GP during the Appraisal Year	Out of these, number of persons certified through the training institutes/ITIs during the Appraisal Year							
13.	<p>What proportion of total budget in the Gram Panchayat Development Plan (GPDP), the GP had allocated for implementing various poverty reduction & livelihood activities other than MGNREGS & NRLM during the Appraisal Year? <i>(Supporting document will be uploaded at the time of final submission of questionnaire)</i></p> <table border="1" data-bbox="485 1291 992 1610"> <tr> <td data-bbox="485 1291 734 1556">Total budget allocation under GPDP for the Appraisal Year (in Rs. Actual)</td> <td data-bbox="734 1291 992 1556">Out of this, total budget allocated for implementing poverty reduction activities for the Appraisal Year (in Rs. Actual)</td> </tr> <tr> <td> </td> <td> </td> </tr> <tr> <td> </td> <td> </td> </tr> </table>	Total budget allocation under GPDP for the Appraisal Year (in Rs. Actual)	Out of this, total budget allocated for implementing poverty reduction activities for the Appraisal Year (in Rs. Actual)					<p>Data Source: Gram Panchayat/ e-GramSwaraj portal https://egramswaraj.gov.in/</p>
Total budget allocation under GPDP for the Appraisal Year (in Rs. Actual)	Out of this, total budget allocated for implementing poverty reduction activities for the Appraisal Year (in Rs. Actual)							

14.	How much financial contribution did the GP made, through own resources or voluntary, to address poverty and provide enhanced livelihoods in the GP during the Appraisal Year?		Sources of OSR of GP include house tax or property tax, profession tax, donations etc. Data Source: Gram Panchayat Account Book/ Records
	Total Own Fund (own source revenue, voluntary contribution etc.) of the GP (A)	Sector	Expenditure incurred by GP out of its own fund (own source revenue, voluntary contribution etc.) (in Rs. Actual) (B)
		IEC Campaigns	
		Developing Nutri/Kitchen Garden	
		Grain bank	
		Village level start ups	
		Local Haat Bazaar/Mela	
		Others	
			Aggregate=

USER/GUIDING MANUAL

**National Panchayat Awards-2023
(Appraisal Year 2021-22)**

**Healthy Panchayat
(Theme-2)**

Q. No.	Question	Explanation/Remarks/Data Source						
1.	<p>What was the percentage of female population in the Gram Panchayat during the Appraisal Year?</p> <table border="1"> <tr> <td>Total population of GP during the Appraisal Year</td> <td>Total male population in the GP during the Appraisal Year</td> <td>Total female population in the GP during the Appraisal Year</td> </tr> <tr> <td> </td> <td> </td> <td> </td> </tr> </table>	Total population of GP during the Appraisal Year	Total male population in the GP during the Appraisal Year	Total female population in the GP during the Appraisal Year				Data Source: Gram Panchayat Records/Population Register
Total population of GP during the Appraisal Year	Total male population in the GP during the Appraisal Year	Total female population in the GP during the Appraisal Year						
2.	<p>What was the percentage of children (0-59 months) deaths recorded in the Gram Panchayat during the Appraisal Year?</p> <table border="1"> <tr> <td>Total children born in the Gram Panchayat during the Appraisal Year</td> <td>Total children deaths (0-59 months) during the Appraisal Year</td> </tr> <tr> <td> </td> <td> </td> </tr> </table>	Total children born in the Gram Panchayat during the Appraisal Year	Total children deaths (0-59 months) during the Appraisal Year			Indicator as under NHFS-5 survey (2019-21). National Average (rural) infant deaths is 45.7%.		
Total children born in the Gram Panchayat during the Appraisal Year	Total children deaths (0-59 months) during the Appraisal Year							
3.	<p>What percentage of women (15-49 yrs) was recorded anaemic in the Gram Panchayat during the Appraisal Year?</p> <table border="1"> <tr> <td>Total pregnant women (15-49 yrs) in the gram panchayat during the Appraisal Year</td> <td>Total pregnant women (15-49 yrs) recorded anaemic during the Appraisal Year</td> </tr> <tr> <td> </td> <td> </td> </tr> </table>	Total pregnant women (15-49 yrs) in the gram panchayat during the Appraisal Year	Total pregnant women (15-49 yrs) recorded anaemic during the Appraisal Year			Indicator as under NHFS-5 survey (2019-21). National Average (rural) of anaemic pregnant & lactating women is 28.6%.		
Total pregnant women (15-49 yrs) in the gram panchayat during the Appraisal Year	Total pregnant women (15-49 yrs) recorded anaemic during the Appraisal Year							
4.	<p>What was proportion of Tuberculosis patients completed their prescribed medicine course without gap in the GP during the Appraisal Year?</p> <table border="1"> <tr> <td>Total Tuberculosis incidences recorded in the during the Appraisal Year</td> <td>Out of these, number of such patients completed their prescribed medicine course without gap during the Appraisal Year</td> </tr> <tr> <td> </td> <td> </td> </tr> </table>	Total Tuberculosis incidences recorded in the during the Appraisal Year	Out of these, number of such patients completed their prescribed medicine course without gap during the Appraisal Year			Data Source: PHC /CHC		
Total Tuberculosis incidences recorded in the during the Appraisal Year	Out of these, number of such patients completed their prescribed medicine course without gap during the Appraisal Year							

5.	<p>Whether the GP/Public Health Centre made following efforts to reduce the incidences of water-borne diseases (such as typhoid cholera, diarrhea, dengue, malaria, hepatitis, gastroenteritis, scabies, and worm infections etc.) /vector-borne diseases (such as chegas disease, chikungunya, yellow fever, etc.) during the Appraisal Year?</p> <p><input type="checkbox"/> Information, Education and Communication (IEC) campaigns <input type="checkbox"/> Distribution of mosquito nets <input type="checkbox"/> Sanitization of public places & houses <input type="checkbox"/> Organization of Health Checkups <input type="checkbox"/> Distribution of Free Preventive Medicines</p>	Data Source: Gram Panchayat Records						
6.	<p>What percentage of children (0-6 Years) was fully immunized in the GP during the Appraisal Year?</p> <table border="1" data-bbox="321 621 1123 821"> <tr> <td data-bbox="321 621 542 785">Total population of children (0-6 years) in the GP during the Appraisal Year</td> <td data-bbox="542 621 846 785">No. of children (0-6 years) who were fully immunized during the Appraisal Year</td> <td data-bbox="846 621 1123 785">No. of children (0-6 years) who were partially immunized during the Appraisal Year</td> </tr> <tr> <td> </td> <td> </td> <td> </td> </tr> </table>	Total population of children (0-6 years) in the GP during the Appraisal Year	No. of children (0-6 years) who were fully immunized during the Appraisal Year	No. of children (0-6 years) who were partially immunized during the Appraisal Year				Indicator as under NHFS-5 survey (2019-21). National Average (rural) is 84% as per information from vaccination card record.
Total population of children (0-6 years) in the GP during the Appraisal Year	No. of children (0-6 years) who were fully immunized during the Appraisal Year	No. of children (0-6 years) who were partially immunized during the Appraisal Year						
7.	<p>What percentage of women benefitted under Pradhan Mantri Matru Vandana Yojana/Similar State scheme during the Appraisal Year?</p> <table border="1" data-bbox="375 938 1070 1205"> <tr> <td data-bbox="375 938 703 1171">Total women registered and were found eligible for cash benefit under Pradhan Mantri Matru Vandana Yojana/ Similar State scheme during the Appraisal Year</td> <td data-bbox="703 938 1070 1171">Out of these, number of women received cash benefit under Pradhan Mantri Matru Vandana Yojana/ Similar State scheme during the Appraisal Year</td> </tr> <tr> <td> </td> <td> </td> </tr> </table>	Total women registered and were found eligible for cash benefit under Pradhan Mantri Matru Vandana Yojana/ Similar State scheme during the Appraisal Year	Out of these, number of women received cash benefit under Pradhan Mantri Matru Vandana Yojana/ Similar State scheme during the Appraisal Year			Pradhan Mantri Mtru Vandana Yajana PMMVY, a Centrally Sponsored Scheme, provide direct cash benefit transfer to the beneficiaries i.e. pregnant and lactating mothers/women. Under PMMVY, a cash incentive of ` 5000/- would be provided directly in the account of Pregnant Women and Lactating Mothers(PW&LM) forfirstliving child of the family subjectto their fulfilling specific conditions relating to Maternal and Child Health. The eligible beneficiaries would receive the remaining cash incentives as per approved norms towards maternity benefit under Janani Suraksha Yojana (JSY) after institutional delivery so that on an average, a woman		
Total women registered and were found eligible for cash benefit under Pradhan Mantri Matru Vandana Yojana/ Similar State scheme during the Appraisal Year	Out of these, number of women received cash benefit under Pradhan Mantri Matru Vandana Yojana/ Similar State scheme during the Appraisal Year							

		will get ` 6000/- . https://wcd.dashboard.nic.in/ Data Source: Community Health Centre/Primary Health Centre/AHSA				
8.	<p>What was the proportion of Institutional Births occurred in the GP during the Appraisal Year?</p> <table border="1" style="margin-left: auto; margin-right: auto;"> <tr> <td style="padding: 5px;">Total births occurred in the GP during the Appraisal year</td> <td style="padding: 5px;">Out of these, total institutional births occurred in the GP during the Appraisal year</td> </tr> <tr> <td style="height: 20px;"></td> <td style="height: 20px;"></td> </tr> </table>	Total births occurred in the GP during the Appraisal year	Out of these, total institutional births occurred in the GP during the Appraisal year			<p>Indicator as under NHFS-5 survey (2019-21). National Average (rural) of institutional births is 77.3%.</p> <p>Data Source: Community Health Centre/Primary Health Centre/AHSA</p>
Total births occurred in the GP during the Appraisal year	Out of these, total institutional births occurred in the GP during the Appraisal year					
9.	<p>Which of the following measures on preparedness relating to health emergencies/pandemic have been undertaken by the GP during the Appraisal Year:</p> <ul style="list-style-type: none"> <input type="checkbox"/> Information, Education and Communication (IEC) campaigns <input type="checkbox"/> Training of the Community Based Organizations, SHGs etc. <input type="checkbox"/> Cleanliness drives <input type="checkbox"/> Sanitization of public places & houses <input type="checkbox"/> Organization of Special Gram Sabhas <input type="checkbox"/> Organization of Health Checkups <input type="checkbox"/> Distribution of Free Preventive Medicines 	Data Source: Gram Panchayat Records				
10.	<p>Whether the telemedicine services were available in the GP during the Appraisal Year?</p> <ul style="list-style-type: none"> <input type="checkbox"/> Yes <input type="checkbox"/> No 	Data Source: Community Health Centre/Primary Health Centre				
11.	<p>How many beneficiaries in the GP who have the Ayushman Card under Pradhan Mantri Jan Arogya Yojana (PMJAY)/ Similar State Scheme during the Appraisal Year?</p> <table border="1" style="margin-left: auto; margin-right: auto;"> <tr> <td style="padding: 5px;">Total persons registered and were found eligible under PMJAY/Similar State scheme during the Appraisal Year</td> <td style="padding: 5px;">Out of these, no. of persons having Ayushman Card during the Appraisal Year</td> </tr> <tr> <td style="height: 20px;"></td> <td style="height: 20px;"></td> </tr> </table>	Total persons registered and were found eligible under PMJAY/Similar State scheme during the Appraisal Year	Out of these, no. of persons having Ayushman Card during the Appraisal Year			<p>Ayushman Bharat – Pradhan Mantri Jan Arogya Yojana (ABPMJAY) is implemented in convergence with the States’ health insurance scheme. Provides health coverage up to Rs. 5 lakh per annum.</p> <p>AB-PMJAY is an entitlement-based scheme and all the entitled families are covered from the day one of the implementation of the scheme in the State/UT. No</p>
Total persons registered and were found eligible under PMJAY/Similar State scheme during the Appraisal Year	Out of these, no. of persons having Ayushman Card during the Appraisal Year					

		<p>registration or enrolment of beneficiaries is required for availing the benefits under the scheme.</p> <p>It covers deprived families in rural areas and families of workers of identified occupational categories in urban areas, as per the Socio-Economic Caste Census (SECC) -2011 data.</p> <p>State Health Agencies (SHAs) conduct the beneficiary identification.</p> <p>Data Source: Village Penetration Dashboard is available on PM-JAY Dashboard Suite, possibly Village level data available. https://insights.pmjay.gov.in/</p>				
12.	<p>How many meetings were conducted by the Village Health Sanitation & Nutrition Committee (VHSNC) during the Appraisal Year?</p> <p><input type="checkbox"/> One <input type="checkbox"/> Two <input type="checkbox"/> Three and more <input type="checkbox"/> GP has not constituted any such committee</p>	<p>Data Source: Gram Panchayat Records/CHC</p>				
13.	<p>What proportion of the total budget of the GP was earmarked under Gram Panchayat Development Plan (GPDP) for implementing health related activities for the Appraisal Year?</p> <table border="1" data-bbox="490 1535 954 1770"> <tr> <td data-bbox="490 1535 740 1738"> <p>Total budget allocation under GPDP for the Appraisal Year (in Rs. Actual)</p> </td> <td data-bbox="740 1535 954 1738"> <p>Out of this, total budget allocated for health related activities in the GP for the Appraisal Year (in Rs. Actual)</p> </td> </tr> <tr> <td data-bbox="490 1738 740 1770"></td> <td data-bbox="740 1738 954 1770"></td> </tr> </table>	<p>Total budget allocation under GPDP for the Appraisal Year (in Rs. Actual)</p>	<p>Out of this, total budget allocated for health related activities in the GP for the Appraisal Year (in Rs. Actual)</p>			<p>Data Source: Gram Panchayat/ e-GramSwaraj portal https://egramswaraj.gov.in/</p>
<p>Total budget allocation under GPDP for the Appraisal Year (in Rs. Actual)</p>	<p>Out of this, total budget allocated for health related activities in the GP for the Appraisal Year (in Rs. Actual)</p>					

14.	<p>How much financial contribution did the GP made, through own resources or voluntary, for implementing health related activities in the GP during the Appraisal Year?</p> <table border="1" data-bbox="324 310 1031 945"> <thead> <tr> <th data-bbox="324 310 487 625">Total Own Fund (own source revenue, voluntary contribution etc.) of the GP (A)</th> <th data-bbox="487 310 787 625">Sector (B)</th> <th data-bbox="787 310 1031 625">Expenditure incurred by GP out of its own fund (own source revenue, voluntary contribution etc.) (in Rs. Actual) (C)</th> </tr> </thead> <tbody> <tr> <td></td> <td>IEC/Health Campaigns</td> <td></td> </tr> <tr> <td></td> <td>Vaccination Drives</td> <td></td> </tr> <tr> <td></td> <td>Sanitation/Disinfection Sprays</td> <td></td> </tr> <tr> <td></td> <td>Free Health Check ups</td> <td></td> </tr> <tr> <td></td> <td>Distribution of free medicines</td> <td></td> </tr> <tr> <td></td> <td>Others</td> <td></td> </tr> <tr> <td></td> <td></td> <td>Aggregate =</td> </tr> </tbody> </table>	Total Own Fund (own source revenue, voluntary contribution etc.) of the GP (A)	Sector (B)	Expenditure incurred by GP out of its own fund (own source revenue, voluntary contribution etc.) (in Rs. Actual) (C)		IEC/Health Campaigns			Vaccination Drives			Sanitation/Disinfection Sprays			Free Health Check ups			Distribution of free medicines			Others				Aggregate =	<p>Sources of OSR of GP include house tax or property tax, profession tax, donations etc.</p> <p>Data Source: Gram Panchayat Records account book</p>
Total Own Fund (own source revenue, voluntary contribution etc.) of the GP (A)	Sector (B)	Expenditure incurred by GP out of its own fund (own source revenue, voluntary contribution etc.) (in Rs. Actual) (C)																								
	IEC/Health Campaigns																									
	Vaccination Drives																									
	Sanitation/Disinfection Sprays																									
	Free Health Check ups																									
	Distribution of free medicines																									
	Others																									
		Aggregate =																								

USER/GUIDING MANUAL

**National Panchayat Awards-2023
(Appraisal Year 2021-22)**

**Child-Friendly Panchayat
(Theme-3)**

Q.No.	Question	Explanation/ Remarks/Data Source												
1.	<p>What percent of children (below 5 years of age) were recorded Underweight (weight-for-age), Stunted (height-for-age) and Wasted (weight-for-height) in the GP during the Appraisal Year?</p> <table border="1" style="width:100%; border-collapse: collapse;"> <tr> <td style="width:25%;">Total number of children below 5 years living in GP during the Appraisal Year</td> <td style="width:25%;">Out of these, total number of underweight children</td> <td style="width:25%;">Out of these, total number of stunted children</td> <td style="width:25%;">Out of these, total number of wasted children</td> </tr> <tr> <td align="center">(A)</td> <td align="center">(B)</td> <td align="center">(C)</td> <td align="center">(D)</td> </tr> <tr> <td> </td> <td> </td> <td> </td> <td> </td> </tr> </table>	Total number of children below 5 years living in GP during the Appraisal Year	Out of these, total number of underweight children	Out of these, total number of stunted children	Out of these, total number of wasted children	(A)	(B)	(C)	(D)					<p>Malnutrition among children under 5 years of age is mainly assessed by these three parameters i.e. Underweight, stunting and wasting)</p> <ul style="list-style-type: none"> • Stunted National Average (rural): 37.30 • Wasted National Average (rural): 19.5 • Underweight National Average (rural): 33.80 <p>(Parameters captured under NFHS-5)</p> <p>Data Source: PHC/Anganwadi Centre</p>
Total number of children below 5 years living in GP during the Appraisal Year	Out of these, total number of underweight children	Out of these, total number of stunted children	Out of these, total number of wasted children											
(A)	(B)	(C)	(D)											
2.	<p>What percentage of children (0-6 years) was fully vaccinated in the GP during the Appraisal Year?</p> <table border="1" style="width:100%; border-collapse: collapse;"> <tr> <td style="width:33%;">Total population of children in the GP during the Appraisal Year</td> <td style="width:33%;">No. of children who were fully vaccinated during the Appraisal Year</td> <td style="width:33%;">No. of children who were partially vaccinated during the Appraisal Year</td> </tr> <tr> <td align="center">(A)</td> <td align="center">(B)</td> <td align="center">(C)</td> </tr> <tr> <td> </td> <td> </td> <td> </td> </tr> </table>	Total population of children in the GP during the Appraisal Year	No. of children who were fully vaccinated during the Appraisal Year	No. of children who were partially vaccinated during the Appraisal Year	(A)	(B)	(C)				<p>Data Source: PHC/Anganwadi Centre</p> <p>https://main.mohfw.gov.in/sites/default/files/245453521061489663873.pdf</p>			
Total population of children in the GP during the Appraisal Year	No. of children who were fully vaccinated during the Appraisal Year	No. of children who were partially vaccinated during the Appraisal Year												
(A)	(B)	(C)												
3.	<p>What percentage of children (6-59 months) were recorded anaemic (<11.0 g/dl) in the GP during the Appraisal Year?</p> <table border="1" style="width:100%; border-collapse: collapse;"> <tr> <td style="width:50%;">Total children (6-59 months) in the GP during the Appraisal Year</td> <td style="width:50%;">Total children (6-59 months) who were recorded anaemic during the Appraisal Year</td> </tr> <tr> <td> </td> <td> </td> </tr> </table>	Total children (6-59 months) in the GP during the Appraisal Year	Total children (6-59 months) who were recorded anaemic during the Appraisal Year			<p>Indicator as under NHFS-5 survey (2019-21). National Average (rural) of anaemic children is 68.3%.</p> <p>Data Source: PHC/Anganwadi Centre</p>								
Total children (6-59 months) in the GP during the Appraisal Year	Total children (6-59 months) who were recorded anaemic during the Appraisal Year													
4.	<p>Please select the facilities available for children in the GP during the Appraisal Year :</p> <ul style="list-style-type: none"> <input type="checkbox"/> Nutri-garden/ Poshan Vatika <input type="checkbox"/> Play area with facilities (for both indoor and outdoor activities) <input type="checkbox"/> E-library/library <input type="checkbox"/> Facilities for Children with Special Needs (such as wheel chair ramp, hearing/visual assistance etc.) <input type="checkbox"/> Separate toilets for boys and girls in all schools 	<p>Nutri-garden/ Poshan Vatika: POSHAN Abhiyaan is the Government of India's flagship programme to improve nutritional outcomes for children. Month of September is celebrated as POSHAN Maah across the country. Poshan Vatikas across all</p>												

		<p>anganwadi centres/households are established with the aim to provide a fresh supply of fruits, vegetables and even medicinal plants. Some States are implementing this practice (such as Madhya Pradesh)</p> <p>Data Source: Gram Panchayat/ Unified District Information System for Education (UDISE)</p> <p>http://icds-wcd.nic.in/issnip/ISSNIP-Web-Contents/LEFT%20SIDE%20TABS/8-Pilots%20&%20Innovations/Community%20Based%20Events/MadhyaPradesh.pdf</p>				
5.	<p>What percent of children (particularly 6-18 years age group) were out of school in the GP during the Appraisal Year?</p> <table border="1" data-bbox="329 846 971 1024"> <tr> <td data-bbox="329 846 654 1024">Total number children in the GP (particularly 6-18 years age group) during the Appraisal Year</td> <td data-bbox="654 846 971 1024">Out of these children, how many were out of school</td> </tr> <tr> <td data-bbox="329 993 654 1024"></td> <td data-bbox="654 993 971 1024"></td> </tr> </table>	Total number children in the GP (particularly 6-18 years age group) during the Appraisal Year	Out of these children, how many were out of school			<p>6-18 years of age group of children identified as per per per guidelines of Ministry of Education for considering Out of School.</p> <p>https://www.education.gov.in/sites/upload_files/mhrd/files/guidelines_oosc.pdf</p> <p>National Average: Approx. 6% https://www.education.gov.in/sites/upload_files/mhrd/files/statistics-new/UDISE%2B2020_21_Booklet.pdf</p> <p>Each State has its own figure ranging from 15 to 45 days of absence from school to treat a child as a drop-out. Ministry of Education has fixed the number at 30 for uniformity. https://www.newindianexpress.com/thesundaystandard/2016/dec/03/centre-rolls-out-uniform-criteria-to-define-out-of-school-children-1545379.html#:~:text=The%20NCPCR%20has%20recommended%20that,%20of%20school%20child.</p> <p>Out of School Children (OoSC) are identified by each State/UT. The concerned State/UT validates the child wise information of the identified OoSC and STC uploaded by the concerned Block Resource Centre. Ministry of Education also has</p>
Total number children in the GP (particularly 6-18 years age group) during the Appraisal Year	Out of these children, how many were out of school					

		<p>developed an online module for compiling the data of OoSC identified by each State/UT and their mapping with Special Training Centres (STC) on the PRABANDH Portal (http://samagrashiksha.in).</p> <p>http://164.100.24.220/loksabhaquestions/annex/179/AS313.pdf</p> <p>Data Source: Gram Panchayat/ Block Resource Centre/Unified District Information System for Education (UDISE)</p>				
6.	<p>What percent of children (3-6 years of age), including Children with Special Needs (CwSN), were availing Pre-School or Early Childhood Education and provided with Pre-School Education kit (Play and Learning material) in the GP during the Appraisal Year?</p> <table border="1" data-bbox="332 829 1096 1039"> <tr> <td data-bbox="332 829 584 1039">Total number children aged 3-6 years living in the GP during the Appraisal Year</td> <td data-bbox="584 829 1096 1039">Out of these children (aged 3-6 years), how many availed Pre-School or Early Childhood Education (alongwith Pre-School Education kit) during the Appraisal Year?</td> </tr> <tr> <td> </td> <td> </td> </tr> </table>	Total number children aged 3-6 years living in the GP during the Appraisal Year	Out of these children (aged 3-6 years), how many availed Pre-School or Early Childhood Education (alongwith Pre-School Education kit) during the Appraisal Year?			<p>Early Childhood Care and Education Policy (ECCE) is a free service provided to children in the age group of 3-6 years under Anganwadi Services.</p> <p>http://164.100.24.220/loksabhaquestions/annex/176/AU3198.pdf</p> <p>National Average not available. Although child population as per Census 2011 is 16.45 crore approx. (0-6 years) and 3.02 crore children in 3-6 years age group are beneficiaries of pre-school education (as per Annual Report 2020-21 o M/o WCD).</p> <p>https://niti.gov.in/planningcommission.gov.in/docs/data/datatable/data_2312/DatabookDec2014%20300.pdf</p> <p>Data Source: Anganwadi Centres</p>
Total number children aged 3-6 years living in the GP during the Appraisal Year	Out of these children (aged 3-6 years), how many availed Pre-School or Early Childhood Education (alongwith Pre-School Education kit) during the Appraisal Year?					
7.	<p>What was the frequency of meeting of schools by the School Management Committee (SMC) in the GP during the Appraisal Year?</p> <p><input type="checkbox"/> One</p> <p><input type="checkbox"/> Two or more</p> <p><input type="checkbox"/> None</p> <p><input type="checkbox"/> SMC has not been constituted</p> <p><i>Note: Please indicate the average number of meetings conducted in all schools combined in the GP during the Appraisal Year.</i></p> <p>*Supporting document to be uploaded: Copy of Minutes of Meetings)</p>	<p>Section 21(1) of the Right of Children to Free and Compulsory Education (RTE) Act, 2009 provides for a School Management Committee (SMC) in schools. Panchayati Raj Institutions have been assigned important role for implementation of 'Samagra Shiksha Abhiyan' in the management of schools through SMCs. Members include parents, teachers and others.</p> <p>http://164.100.24.220/loksabhaquestions/annex/176/AU3198.pdf</p>				

		aquestions/annex/171/AU289.pdf Data Source: Gram Panchayat				
8.	<p>What percent of the students in the primary schools (Class I to V) in the GP had >90% attendance during the Appraisal Year?</p> <table border="1"> <tr> <td>Total number of students enrolled in the primary schools (Class I to V) in GP in Appraisal Year</td> <td>Out of these, how many students had >90% attendance during the Appraisal Year</td> </tr> <tr> <td></td> <td></td> </tr> </table>	Total number of students enrolled in the primary schools (Class I to V) in GP in Appraisal Year	Out of these, how many students had >90% attendance during the Appraisal Year			<p>Gram Panchayats play an important role in monitoring the attendance of children in Schools. Also, a School Management Committee is constituted for overall monitoring of schools functioning.</p> <p>Data Source: Unified District Information System for Education (UDISE)</p>
Total number of students enrolled in the primary schools (Class I to V) in GP in Appraisal Year	Out of these, how many students had >90% attendance during the Appraisal Year					
9.	<p>How many children (0 to 6 years) received Ayushman Bharat Health Account (ABHA - earlier known as Health ID) / (or similar Health IDs under State/UT specific schemes) in the GP during the Appraisal Year?</p> <table border="1"> <tr> <td>Total number of children (0 to 6 years) registered and found eligible for ABHA Card/Health ID</td> <td>Out of these eligible children, how many children received ABHA Card/Health ID in the GP during the Appraisal Year</td> </tr> <tr> <td></td> <td></td> </tr> </table>	Total number of children (0 to 6 years) registered and found eligible for ABHA Card/Health ID	Out of these eligible children, how many children received ABHA Card/Health ID in the GP during the Appraisal Year			<p>http://164.100.24.220/loksabhaquestions/annex/179/AU1048.pdf https://healthid.ndhm.gov.in/</p> <p>All children enrolled as a beneficiary under Ayushman Bharat Scheme (PM-JAY) with a health insurance cover of Rs. 5 lakhs. Under this Health IDs (earlier) now known as ABHA – Ayushman Bharat Health Accounts are created to digitize the health records. Creation of ID is voluntary. GP also needs to create awareness among masses about such schemes and its benefits.</p> <p>Data Source: Gram Panchayat</p>
Total number of children (0 to 6 years) registered and found eligible for ABHA Card/Health ID	Out of these eligible children, how many children received ABHA Card/Health ID in the GP during the Appraisal Year					
10.	<p>How many Bal Sabhas were facilitated and conducted by the GP during the Appraisal Year?</p> <p><input type="checkbox"/> One <input type="checkbox"/> Two or more <input type="checkbox"/> None <input type="checkbox"/> Practice of Bal Sabhas does not exist in the GP</p> <p>*(Supporting document to be uploaded: Copy of Minutes of Meetings)</p>	<p>States like Karnataka, Tamil Nadu, Maharashtra, Rajasthan, Madhya Pradesh have the practice of bal sabha.</p> <p>Data Source: Gram Panchayat</p>				
11.	<p>How many meetings were conducted by the Village Level Child Protection Committee (VLCPC) during the Appraisal Year?</p> <p><input type="checkbox"/> One <input type="checkbox"/> Two or more <input type="checkbox"/> None <input type="checkbox"/> GP has not constituted any child protection committee</p> <p>*(Supporting document to be uploaded: Copy of Minutes of Meetings)</p>	<p>VLCPC is constituted under ICDS at village or GP level. Sarpanch is ex-officio head. Committee monitors child protection services.</p> <p>Data Source: Gram Panchayat</p>				

12.	<p>What percentage of the total budget was earmarked under Gram Panchayat Development Plan (GPDP) of the Appraisal Year for child welfare activities during the Appraisal Year?</p> <table border="1" data-bbox="324 262 1096 378"> <tr> <td data-bbox="324 262 690 378">Total budget allocation under GPDP of the Appraisal Year</td> <td data-bbox="690 262 1096 378">Out of this, budget allocated in the GPDP specifically for child welfare activities during the Appraisal Year</td> </tr> <tr> <td> </td> <td> </td> </tr> </table> <p>*(Supporting document to be uploaded: Copy of relevant extracts of GPDP)</p>	Total budget allocation under GPDP of the Appraisal Year	Out of this, budget allocated in the GPDP specifically for child welfare activities during the Appraisal Year			<p>Data Source: Gram Panchayat/ e-GramSwaraj portal https://egramswaraj.gov.in/</p>																								
Total budget allocation under GPDP of the Appraisal Year	Out of this, budget allocated in the GPDP specifically for child welfare activities during the Appraisal Year																													
13.	<p>How much financial contribution did the Gram Panchayat made, through own resources or voluntary, towards the child development activities in the GP during the Appraisal Year?</p> <table border="1" data-bbox="324 577 1096 1449"> <thead> <tr> <th data-bbox="324 577 495 1039">Total Own Source Revenue generated by GP during Appraisal Year</th> <th data-bbox="495 577 738 1039">Sector</th> <th data-bbox="738 577 917 1039">Expenditure incurred by GP out of its own fund (own source revenue, voluntary contribution etc.) sector-wise (in Rs. actual)</th> <th data-bbox="917 577 1096 1039">% Expenditure incurred by GP out of its own fund (own source revenue, voluntary contribution etc.) sector-wise</th> </tr> <tr> <td data-bbox="324 1039 495 1449">(A)</td> <td></td> <td data-bbox="738 1039 917 1449">(B)</td> <td data-bbox="917 1039 1096 1449">$C=(B/A)*100$</td> </tr> </thead> <tbody> <tr> <td></td> <td data-bbox="495 1039 738 1186">Recreational facilities such as children parks with swings, toys, toilets etc.</td> <td></td> <td></td> </tr> <tr> <td></td> <td data-bbox="495 1186 738 1333">Awareness campaigns (child labour, child marriage, child trafficking etc.)</td> <td></td> <td></td> </tr> <tr> <td></td> <td data-bbox="495 1333 738 1396">Free health checkup camps for children</td> <td></td> <td></td> </tr> <tr> <td></td> <td data-bbox="495 1396 738 1449">Others</td> <td></td> <td></td> </tr> <tr> <td></td> <td></td> <td data-bbox="738 1449 917 1528">Aggregate =</td> <td data-bbox="917 1449 1096 1528">Aggregate=</td> </tr> </tbody> </table>	Total Own Source Revenue generated by GP during Appraisal Year	Sector	Expenditure incurred by GP out of its own fund (own source revenue, voluntary contribution etc.) sector-wise (in Rs. actual)	% Expenditure incurred by GP out of its own fund (own source revenue, voluntary contribution etc.) sector-wise	(A)		(B)	$C=(B/A)*100$		Recreational facilities such as children parks with swings, toys, toilets etc.				Awareness campaigns (child labour, child marriage, child trafficking etc.)				Free health checkup camps for children				Others					Aggregate =	Aggregate=	<p>Sources of OSR of GP includes house tax or property tax, profession tax etc.</p> <p>Data Source: Gram Panchayat</p>
Total Own Source Revenue generated by GP during Appraisal Year	Sector	Expenditure incurred by GP out of its own fund (own source revenue, voluntary contribution etc.) sector-wise (in Rs. actual)	% Expenditure incurred by GP out of its own fund (own source revenue, voluntary contribution etc.) sector-wise																											
(A)		(B)	$C=(B/A)*100$																											
	Recreational facilities such as children parks with swings, toys, toilets etc.																													
	Awareness campaigns (child labour, child marriage, child trafficking etc.)																													
	Free health checkup camps for children																													
	Others																													
		Aggregate =	Aggregate=																											

USER/GUIDING MANUAL

National Panchayat Awards-2023
(Appraisal Year 2021-22)

Water sufficient Panchayat
(Theme-4)

Q. No.	Question	Explanation/Remarks /Data Source
1.	<p>How many meetings conducted in the appraisal year by the Village Water & Sanitation Committee (VWSC)/Paani Samitis or any related Standing Committee as per Jal Jeevan Mission(JJM) guidelines? <i>(Supporting document like MoM will be uploaded at the time of final submission of Questionnaire).</i></p> <ul style="list-style-type: none"><input type="radio"/> One<input type="radio"/> Two<input type="radio"/> Three<input type="radio"/> Four or More than four<input type="radio"/> None<input type="radio"/> GP has not constituted VWSC	<p>As per point no (xv) of para 5.4 of Jal Jeevan Mission (JJM) operational Guidelines, the Village Water and Sanitation Committee (VWSC)/ Paani Samiti will hold periodic meetings at least four times in a year and maintain minutes/ record of the same;</p> <p>https://jalshakti-ddws.gov.in/sites/default/files/JJM_Operational_Guidelines.pdf</p> <p>Data Source: Gram Panchayat record</p>
2.	<p>Whether the Village Water & Sanitation Committee (VWSC) prepared the Village Action Plan of 2021-22 ?<i>(Supporting document like Village Action Plan of 2021-22 will be uploaded at the time of final submission of Questionnaire)</i></p> <ul style="list-style-type: none"><input type="checkbox"/> Yes<input type="checkbox"/> No	<p>As per para 3.6.1 of Jal Jeevan Mission (JJM) operational Guidelines, a Village Action Plan (VAP) will be prepared by GramPanchayat or its sub-committee, i.e. VWSC/ Paani Samiti;</p> <p>https://jalshakti-ddws.gov.in/sites/default/files/JJM_Operational_Guidelines.pdf</p> <p>Data Source: Gram Panchayat- Village Action Plan of 2021-22/GPDP 2021-22</p>

3.	<p>What percentages (%) of households have Tap Water Connection in the GP during the Appraisal Year 2021-22 (as per Jal Jeevan Mission)? <i>(Supporting document will be uploaded at the time of final submission of Questionnaire)</i></p> <table border="1" data-bbox="256 527 1138 688"> <tr> <td data-bbox="256 527 634 632">Total number of Households in GP during the Appraisal Year 2021-22</td> <td data-bbox="634 527 1138 632">Total number of Households in the GP having Tap Water Connection during the Appraisal Year 2021-22</td> </tr> <tr> <td data-bbox="256 632 634 688"></td> <td data-bbox="634 632 1138 688"></td> </tr> </table>	Total number of Households in GP during the Appraisal Year 2021-22	Total number of Households in the GP having Tap Water Connection during the Appraisal Year 2021-22			<p>As per JJM dashboard reports, the National Average is about 11% [as on 13-08-2022].</p> <p>Data Source: Gram Panchayat record/Water/PHED /PHD department record</p>
Total number of Households in GP during the Appraisal Year 2021-22	Total number of Households in the GP having Tap Water Connection during the Appraisal Year 2021-22					
4.	<p>What percentages (%) of institutions (Schools, Anganwadi centres, GP buildings, Health centres, wellness centres and community buildings etc.) located in the GP have access to Tap Water Connection during the Appraisal Year 2021-22 (as per Jal Jeevan Mission)?</p> <table border="1" data-bbox="256 877 1122 1024"> <tr> <td data-bbox="256 877 634 982">Total number of institutions located in the GP during the Appraisal Year 2021-22</td> <td data-bbox="634 877 1122 982">Total number of institutions with access to Tap Water Connection during the Appraisal Year 2021-22</td> </tr> <tr> <td data-bbox="256 982 634 1024"></td> <td data-bbox="634 982 1122 1024"></td> </tr> </table>	Total number of institutions located in the GP during the Appraisal Year 2021-22	Total number of institutions with access to Tap Water Connection during the Appraisal Year 2021-22			<p>Data Source: Gram Panchayat record/Water/PHED /PHD department record</p>
Total number of institutions located in the GP during the Appraisal Year 2021-22	Total number of institutions with access to Tap Water Connection during the Appraisal Year 2021-22					
5.	<p>Following details may be provided regarding initiative taken by the GP/VWSC etc. on water conservation measure like rooftop rain water harvesting:</p> <table border="1" data-bbox="261 1163 1159 1360"> <tr> <td data-bbox="261 1163 634 1304">Total number of houses and public buildings in the GP during the Appraisal Year (A)</td> <td data-bbox="634 1163 1159 1304">Total number of such houses and public buildings that are connected with functional rooftop rain water harvesting structure (B)</td> </tr> <tr> <td data-bbox="261 1304 634 1360"></td> <td data-bbox="634 1304 1159 1360"></td> </tr> </table>	Total number of houses and public buildings in the GP during the Appraisal Year (A)	Total number of such houses and public buildings that are connected with functional rooftop rain water harvesting structure (B)			<p>Data Source: Gram Panchayat record</p>
Total number of houses and public buildings in the GP during the Appraisal Year (A)	Total number of such houses and public buildings that are connected with functional rooftop rain water harvesting structure (B)					
6.	<p>Following details may be provided regarding any initiative taken by the GP/VWSC etc. on Grey water management:</p> <table border="1" data-bbox="261 1598 1159 1795"> <tr> <td data-bbox="261 1598 634 1738">Total number of houses and public buildings in the GP during the Appraisal Year (A)</td> <td data-bbox="634 1598 1159 1738">Total number of such houses and public buildings that are facilitated by grey water management structure (B)</td> </tr> <tr> <td data-bbox="261 1738 634 1795"></td> <td data-bbox="634 1738 1159 1795"></td> </tr> </table>	Total number of houses and public buildings in the GP during the Appraisal Year (A)	Total number of such houses and public buildings that are facilitated by grey water management structure (B)			<p>Data Source: Gram Panchayat record</p>
Total number of houses and public buildings in the GP during the Appraisal Year (A)	Total number of such houses and public buildings that are facilitated by grey water management structure (B)					

7.	<p>How much LPCD (Litres Per Capita Per Day) water is ensured by GP to every household during the Appraisal Year2021-22?</p> <ul style="list-style-type: none"> <input type="radio"/> ≥ 65 LPCD <input type="radio"/> ≥ 55 & < 65 LPCD <input type="radio"/> ≥ 45 & < 55 LPCD <input type="radio"/> ≥ 35 & < 45 LPCD <input type="radio"/> ≥ 25 & < 35 LPCD <input type="radio"/> < 25 LPCD 	<p>As per JJM operational Guidelines, household tap connection providing water in adequate quantity (55 lpcd).</p> <p>https://jalshakti-ddws.gov.in/sites/default/files/JJM_Operational_Guidelines.pdf</p> <p>Data Source: Gram Panchayat record/Water/PHED /PHD department record</p>												
8.	<p>What was the frequency of cleaning/chlorination of Storage Tanks done in the GP during the appraisal year 2021-22?</p> <table border="1" data-bbox="256 877 690 1102"> <tr> <td>Weekly</td> <td><input type="radio"/></td> </tr> <tr> <td>Fortnightly</td> <td><input type="radio"/></td> </tr> <tr> <td>Monthly</td> <td><input type="radio"/></td> </tr> <tr> <td>Quarterly</td> <td><input type="radio"/></td> </tr> <tr> <td>Half Yearly</td> <td><input type="radio"/></td> </tr> <tr> <td>Not Done</td> <td><input type="radio"/></td> </tr> </table>	Weekly	<input type="radio"/>	Fortnightly	<input type="radio"/>	Monthly	<input type="radio"/>	Quarterly	<input type="radio"/>	Half Yearly	<input type="radio"/>	Not Done	<input type="radio"/>	<p>Data Source: Gram Panchayat record/Water/PHED /PHD department record</p>
Weekly	<input type="radio"/>													
Fortnightly	<input type="radio"/>													
Monthly	<input type="radio"/>													
Quarterly	<input type="radio"/>													
Half Yearly	<input type="radio"/>													
Not Done	<input type="radio"/>													
9.	<p>Whether the Gram Panchayat and/or its sub-committee, i.e. VWSC/ Paani Samiti etc. ensured water quality testing using Field Test Kits (FTKs) in the GP Area during the appraisal year 2021-22?</p> <ul style="list-style-type: none"> <input type="checkbox"/> Yes <input type="checkbox"/> No 	<p>Data Source: Gram Panchayat record/Water/PHED /PHD department record</p>												
10.	<p>Whether the GP appointed women to conduct water quality tests using Field Test Kits (FTKs) during the appraisal year 2021-22?</p> <ul style="list-style-type: none"> <input type="checkbox"/> Yes <input type="checkbox"/> No 	<p>Data Source: Gram Panchayat record/Water/PHED /PHD department record</p>												

11.	<p>If any Special Gram Sabhas were conducted during the Appraisal Year specifically for Water Conservation/ Draught Management/related topics then give following details:</p> <table border="1" data-bbox="277 331 1149 506"> <thead> <tr> <th data-bbox="277 331 430 443">Date of the meeting(s)</th> <th data-bbox="435 331 609 443">Total No. of decisions taken</th> <th data-bbox="613 331 943 443">No. of decisions implemented/completed</th> <th data-bbox="948 331 1149 443">Remarks</th> </tr> </thead> <tbody> <tr> <td data-bbox="277 443 430 506"></td> <td data-bbox="435 443 609 506"></td> <td data-bbox="613 443 943 506"></td> <td data-bbox="948 443 1149 506"></td> </tr> </tbody> </table>	Date of the meeting(s)	Total No. of decisions taken	No. of decisions implemented/completed	Remarks					Data Source: Gram Panchayat record
Date of the meeting(s)	Total No. of decisions taken	No. of decisions implemented/completed	Remarks							
12.	<p>What percentage of the total budget of the GP was earmarked under GPDP for Water related activities during the Appraisal Year 2021-22?<i>(Supporting document will be uploaded at the time of final submission of Questionnaire).</i></p> <table border="1" data-bbox="256 688 1170 884"> <thead> <tr> <th data-bbox="256 688 634 800">Total Budget allocated in the GPDP during the Appraisal Year(in Rs. actual)</th> <th data-bbox="639 688 1170 800">Total Budget allocated for Water related activities in the GPDP during the Appraisal Year(in Rs. actual)</th> </tr> </thead> <tbody> <tr> <td data-bbox="256 800 634 884"></td> <td data-bbox="639 800 1170 884"></td> </tr> </tbody> </table>	Total Budget allocated in the GPDP during the Appraisal Year(in Rs. actual)	Total Budget allocated for Water related activities in the GPDP during the Appraisal Year(in Rs. actual)			<p>Any activity to be taken under tied grant of 15 FC should be mandatorily the part of the GPDP.</p> <p>Data Source: Gram Panchayat record- GPDP plan of 2021-22</p>				
Total Budget allocated in the GPDP during the Appraisal Year(in Rs. actual)	Total Budget allocated for Water related activities in the GPDP during the Appraisal Year(in Rs. actual)									

13.

How much financial contribution did the GP made, through own resources or voluntary to make the Panchayat water-sufficient during the Appraisal Year?

Sources of Own funds of GP includes various types of Taxes and non-taxes/fees/user charges.

Total Own Fund (Own Source Revenue/voluntar y contribution etc.) of the GP during Appraisal Year (in Rs. actual)	Expenditure incurred by GP to make the Panchayat water-sufficient	
	Various water related activities	Expenditure in Rs. (in actual)
	Drinking water supply facility in the institutions under GP	
	Rain Water Harvesting in public and private buildings/houses	
	Storage tanks	
	Ground Water recharge through farm ponds/ traditional local water bodies/ tanks/check dams etc.,	
	Appreciation/recognit ion of front line workers	
	Others	
	Total	

Data Source:
Gram Panchayat
record

USER/GUIDING MANUAL

**National Panchayat Awards-2023
(Appraisal Year 2021-22)**

**Clean and Green Panchayat
(Theme-5)**

Q. No	Question	Explanation/Remarks
	<p>How many meetings were conducted by the Village Water and Sanitation Committee (VWSC)/ Paani Samitis during the Appraisal Year?</p> <ul style="list-style-type: none"> <input type="checkbox"/> One <input type="checkbox"/> Two <input type="checkbox"/> Three <input type="checkbox"/> Four or more <input type="checkbox"/> None <input type="checkbox"/> GP has not constituted VWSC <p>*(Supporting document to be uploaded: Copy of Minutes of Meetings)</p>	<p>As per guidelines of Jal Jeevan Mission, VWSC to be constituted in every village. Its role is to ensure that the GPs take up the issues related to related programme in each Gram Sabha meeting. Constitution include: Elected members (25%), women members (50%), representatives from weaker section (25%). Main role of it is to ensure formulation of Village Action Plan (VAP) for water supply scheme.</p> <p>As per JJM guidelines para 4.20.6, the meetings should be conducted monthly and at least four times in a year to discuss issues pertaining to water supply and presentation of records.</p> <p>https://jalshakti-ddws.gov.in/sites/default/files/Margdarshika for Gram Panchayat and Paani Samiti.pdf</p> <p>Data Source:Gram Panchayat</p>
	<p>Did the GP declare itself ODF Plus Model during the Appraisal Year?</p> <ul style="list-style-type: none"> <input type="checkbox"/> (a) Yes, and third party verification also done by inter-block/District teams after self-declaration <input type="checkbox"/> (b) Yes, but the third party verification has not been done by inter-block/District teams after self-declaration <input type="checkbox"/> (c) No 	<p>ODF plus village is defined as “a village which sustains its Open Defecation Free (ODF) status, ensures solid and liquid waste management and is visually clean.” This includes ensuring that all households in a village, as well as the Primary School, Panchayat Ghar and Anganwadi Centre, have access to a toilet and that all public places and at least 80% of households effectively manage their solid and liquid waste and have a minimal litter and minimal stagnant water.</p> <p>https://swachhbharatmission.gov.in/sbmcms/writereaddata/Portal/Images/pdf/Baseline%20Process%20Manual%20v11%20-%20Final.pdf</p> <p>Self declaration of GP/village to be ODF Plus is made after due</p>

		<p>diligence by Sarpanch/Panchayat Secretary by uploading the certificate in IMIS through PM05 module. ODF Plus verification to be completed within 90 days of declaration by inter-block/District teams after self-declaration. It is supplemented by once every year verification after first verification.</p> <p>https://swachhbharatmission.gov.in/sbmcms/writereaddata/Portal/Images/pdf/ODF%20Plus%20Declaration%20Process%20Webinar%2029th%20July%20v2.pdf</p> <p>Data Source: Gram Panchayat</p>
	<p>Whether Operation and Maintenance of Solid & Liquid Waste Management (SLWM) assets was being carried out by Gram Panchayat during Appraisal Year?</p> <p><input type="checkbox"/> Yes</p> <p><input type="checkbox"/> No</p> <p><input type="checkbox"/> There is no practice of SLWM and no assets created</p>	<p>GP functionaries are, inter-alia, responsible for operation and maintenance (O&M) of SLWM systems with support from respective state governments. Main actors at GP level are Gram Sevak/Sachiv, Panchayat Development Office, Community based organisations, SHGs, Private sector/entrepreneurs and Households [As per Guidelines on Solid and Liquid Waste Management (SLWM) in Rural Areas]. Also, SLWM projects for each GP should be part of Annual Implementation Plan (AIP) of a district.</p> <p>https://jalshakti-ddws.gov.in/sites/default/files/Primer%20SLWM.pdf</p> <p>Data Source: Gram Panchayat</p>
	<p>Did the Biodiversity Management Committee (BMC) of the GP maintained People's Biodiversity Register during the Appraisal Year?</p> <p><input type="checkbox"/> Yes</p> <p><input type="checkbox"/> No</p> <p><input type="checkbox"/> GP has not constituted Biodiversity Management Committee</p>	<p>As per PBRs in Biological Diversity Act (2002) Section – 41 (1), every local body shall constitute a Biodiversity Management Committee within its area for the purpose of promoting conservation, sustainable use and documentation of biological diversity.</p> <p>Peoples' Biodiversity Register is a document which contains comprehensive information on locally available Bio-resources including landscape and demography of a particular area or village.</p> <p>Different PBRs exist for Gram Panchyat, Block, District, Municipalities.</p>

		<p>http://nbaindia.org/uploaded/pdf/PPT_PBRs_Guidelines.pdf</p> <p>Data Source: Gram Panchayat</p>				
	<p>What percentage of households in the GP received benefits under UJALA (Domestic Efficient Lighting Programme)/Similar State/UT schemes during the Appraisal Year?</p> <table border="1" data-bbox="337 579 951 898"> <tr> <td data-bbox="337 579 638 898">Total number of households in the GP who applied for benefits under UJALA (Domestic Efficient Lighting Programme)/Similar State/UT schemes during the Appraisal Year and were found eligible for benefit</td> <td data-bbox="638 579 951 898">Out of these eligible households, how many received benefits under UJALA (Domestic Efficient Lighting Programme)/ Similar State/UT schemes during the Appraisal Year</td> </tr> <tr> <td data-bbox="337 898 638 898"></td> <td data-bbox="638 898 951 898"></td> </tr> </table>	Total number of households in the GP who applied for benefits under UJALA (Domestic Efficient Lighting Programme)/Similar State/UT schemes during the Appraisal Year and were found eligible for benefit	Out of these eligible households, how many received benefits under UJALA (Domestic Efficient Lighting Programme)/ Similar State/UT schemes during the Appraisal Year			<p>Unnat Jyoti by Affordable LEDs for All (UJALA) programme is being implemented by Energy Efficiency Services Limited (EESL)/ Ministry of Power in which LED bulbs are distributed to every domestic household having a metered connection from their respective Electricity Distribution Company. It's a voluntary scheme.</p> <p>LED bulbs are distributed through counters set up at TPDDL district customer care center for customers. Awareness campaign are organized. Original copy of recent electricity bill or Original copy of photo ID proof need to be submitted for availing the benefit and eligibility checks.</p> <p>Data Source: Gram Panchayat Survey records</p> <p>District-wise data being maintained by M/o Power. http://164.100.24.220/loksabhaquestions/annex/177/AU816.pdf</p>
Total number of households in the GP who applied for benefits under UJALA (Domestic Efficient Lighting Programme)/Similar State/UT schemes during the Appraisal Year and were found eligible for benefit	Out of these eligible households, how many received benefits under UJALA (Domestic Efficient Lighting Programme)/ Similar State/UT schemes during the Appraisal Year					
	<p>What percentage of Below Poverty Line Households (as per BPL survey prevalent in State/UT) in the GP received deposit free LPG connections under the Pradhan Mantri Ujjwala Yojana (PMUY)/ Similar State/UT schemes during the Appraisal Year?</p> <table border="1" data-bbox="354 1528 935 1793"> <tr> <td data-bbox="354 1528 683 1793">Total number of BPL households in the GP who applied for benefits under PMUY/ Similar State/UT schemes during the Appraisal Year and were found eligible for benefit</td> <td data-bbox="683 1528 935 1793">Out of these eligible households, how many received benefits under PMUY/ Similar State/UT schemes during the Appraisal Year</td> </tr> <tr> <td data-bbox="354 1793 683 1793"></td> <td data-bbox="683 1793 935 1793"></td> </tr> </table>	Total number of BPL households in the GP who applied for benefits under PMUY/ Similar State/UT schemes during the Appraisal Year and were found eligible for benefit	Out of these eligible households, how many received benefits under PMUY/ Similar State/UT schemes during the Appraisal Year			<p>Under this scheme, the beneficiaries are given deposit free LPG connection alongwith free first refill and stove. To increase LPG coverage, the Government organizes LPG Panchayats and public awareness campaigns to educate the LPG consumers about safety & sustained use of LPG. Participants of it include women, anganwadi workers, ASHA workers, women Panchayat representatives. Oil Marketing Companies implement the scheme.</p> <p>http://164.100.24.220/loksabhaquestions/annex/177/AU703.pdf</p> <p>https://transformingindia.mygov.in/wp-content/uploads/2021/09/ujjwala.pdf</p>
Total number of BPL households in the GP who applied for benefits under PMUY/ Similar State/UT schemes during the Appraisal Year and were found eligible for benefit	Out of these eligible households, how many received benefits under PMUY/ Similar State/UT schemes during the Appraisal Year					

		Data Source: State level Data maintained by OMCs. Gram Panchayat Survey records.																		
	<p>How many meetings were conducted by the Standing Committee / Sub Committee on Environment Preservation / Natural Resource Management of the GP during the Appraisal Year?</p> <p> <input type="checkbox"/> One <input type="checkbox"/> Two or more <input type="checkbox"/> None <input type="checkbox"/> GP has not constituted the Committee </p> <p>*(Supporting document to be uploaded: Copy of Minutes of Meetings)</p>	<p>Standing Committee to be constituted by Gram Panchayat for environment preservation.</p> <p>https://cag.gov.in/uploads/download_audit_report/2009/Kerala_T_L_Local_Self_Government_Institutions_2009-10_APPENDICES.pdf</p> <p>Data Source: Gram Panchayat</p>																		
	<p>What is the percentage of solar irrigation pumps and solar lights in the GP during the Appraisal Year?</p> <table border="1" data-bbox="315 806 987 1146"> <thead> <tr> <th data-bbox="315 806 441 1010">Total number of irrigation pumps in the GP during the Appraisal Year</th> <th data-bbox="441 806 566 1010">Total number of solarised irrigation pumps</th> <th data-bbox="566 806 672 1010">%age of solarised irrigation pumps</th> <th data-bbox="672 806 777 1010">Total number of street lights in the GP during the Appraisal Year</th> <th data-bbox="777 806 902 1010">Total number of solarised street lights</th> <th data-bbox="902 806 987 1010">%age of solarised street lights</th> </tr> <tr> <th data-bbox="315 1010 441 1079">(A)</th> <th data-bbox="441 1010 566 1079">(B)</th> <th data-bbox="566 1010 672 1079">(C)</th> <th data-bbox="672 1010 777 1079">(D)</th> <th data-bbox="777 1010 902 1079">(E)</th> <th data-bbox="902 1010 987 1079">(F)</th> </tr> <tr> <td data-bbox="315 1079 441 1146"></td> <td data-bbox="441 1079 566 1146"></td> <td data-bbox="566 1079 672 1146"></td> <td data-bbox="672 1079 777 1146"></td> <td data-bbox="777 1079 902 1146"></td> <td data-bbox="902 1079 987 1146"></td> </tr> </thead> </table>	Total number of irrigation pumps in the GP during the Appraisal Year	Total number of solarised irrigation pumps	%age of solarised irrigation pumps	Total number of street lights in the GP during the Appraisal Year	Total number of solarised street lights	%age of solarised street lights	(A)	(B)	(C)	(D)	(E)	(F)							<p>PM-KUSUM (Pradhan Mantri Kisan Urja Suraksha evam Utthaan Mahabhiyan) Scheme provides for subsidized solar pumps. Renewable energy based power plants (REPP) of capacity 500 kW to 2 MW can be setup by individual farmers/ group of farmers/ cooperatives/ panchayats/ Farmer Producer Organisations (FPO).</p> <p>Data Source: State-wise data maintained by M/o New and Renewable Energy</p> <p>Under the Fourteenth Finance Commission (XIV FC) grants were provided to GPs for delivering basic services including streetlighting.</p> <p>State funds (FC) are also allocated for streetlighting in Gram Panchayats.</p> <p>http://164.100.24.220/loksabhaquestions/annex/179/AU281.pdf</p> <p>Data Source: Gram Panchayat Surevy records.</p>
Total number of irrigation pumps in the GP during the Appraisal Year	Total number of solarised irrigation pumps	%age of solarised irrigation pumps	Total number of street lights in the GP during the Appraisal Year	Total number of solarised street lights	%age of solarised street lights															
(A)	(B)	(C)	(D)	(E)	(F)															
	<p>What percentage of the total budget was earmarked under Gram Panchayat Development Plan (GPDP) of the Appraisal Year for ensuring clean and green environment?</p> <table border="1" data-bbox="350 1730 938 1877"> <tr> <th data-bbox="350 1730 586 1850">Total budget allocation under GPDP of the Appraisal Year</th> <th data-bbox="586 1730 938 1850">Out of this, budget allocated in the GPDP specifically for clean and green activities during the Appraisal Year</th> </tr> <tr> <td data-bbox="350 1850 586 1877"></td> <td data-bbox="586 1850 938 1877"></td> </tr> </table> <p>*(Supporting document to be uploaded: Copy of relevant extracts of GPDP)</p>	Total budget allocation under GPDP of the Appraisal Year	Out of this, budget allocated in the GPDP specifically for clean and green activities during the Appraisal Year			<p>Data Source: Gram Panchayat/ e-GramSwaraj portal https://egramswaraj.gov.in/</p>														
Total budget allocation under GPDP of the Appraisal Year	Out of this, budget allocated in the GPDP specifically for clean and green activities during the Appraisal Year																			

How much financial contribution did the GP made, through own resources or voluntary, for implementing 'clean and green' activities in the GP during the Appraisal Year?		Sources of OSR of GP includes house tax or property tax, profession tax etc.	
Total Own Source Revenue generated by GP during Appraisal Year (A)	Sector	Expenditure incurred by GP out of its own fund (own source revenue, voluntary contribution etc.) sector-wise (in Rs. Actual) (B)	% Expenditure incurred by GP out of its own fund (own source revenue, voluntary contribution etc.) sector-wise $C=(B/A)*100$
	IEC Campaigns		
	Cleanliness drive		
	Plantation		
	Nurseries/ Parks		
	Fruit Orchards		
	Others		
	-	Aggregate =	Aggregate=

Data Source:
Gram Panchayat

USER/GUIDING MANUAL

**National Panchayat Awards-2023
(Appraisal Year 2021-22)**

**Self-sufficient infrastructure in Panchayat
(Theme-6)**

Q. No.	Question	Explanation/Remarks/Data Source				
1.	<p>What percentage (%) of Households lived in Kutcha houses in the GP during the Appraisal Year 2021-22?</p> <table border="1" data-bbox="318 638 1032 810"> <tr> <td data-bbox="318 638 586 772">Total number of Households in the GP during the Appraisal Year 2021-22</td> <td data-bbox="586 638 1032 772">Out of this, total number of Households lived in Kutcha houses in the GP during the Appraisal Year 2021-22</td> </tr> <tr> <td data-bbox="318 772 586 810"></td> <td data-bbox="586 772 1032 810"></td> </tr> </table>	Total number of Households in the GP during the Appraisal Year 2021-22	Out of this, total number of Households lived in Kutcha houses in the GP during the Appraisal Year 2021-22			<p>As per Mission Antyodaya survey reports, the National Average is almost 20% [Total number of Households =223796359 &Total number of Kutcha houses =44524456] (data as on 13-08-2022).</p> <p>Data Source: Gram Panchayat record</p>
Total number of Households in the GP during the Appraisal Year 2021-22	Out of this, total number of Households lived in Kutcha houses in the GP during the Appraisal Year 2021-22					
2.	<p>Whether the Common Service Centre/similar facility Co-located in the GP during the appraisal year2021-22?</p> <p><input type="radio"/> Yes <input type="radio"/> No</p>	<p>Data Source: Gram Panchayat/ e-GramSwaraj portal https://egramswaraj.gov.in/</p>				
3.	<p>Whether the following facilities were available in the GP Bhawan during the Appraisal Year?</p> <p><input type="checkbox"/> Computer and related infrastructure (printer, scanner, UPS etc.) <input type="checkbox"/> Internet Facility <input type="checkbox"/> Separate toilets for men and women <input type="checkbox"/> Meeting hall <input type="checkbox"/> Drinking Water facility <input type="checkbox"/> Furnitures</p>	<p>Data Source: Gram Panchayat record</p>				
4.	<p>Whether the following facilities were available in the GP during the Appraisal Year?</p> <p><input type="checkbox"/> Library <input type="checkbox"/> Community Centre <input type="checkbox"/> Anganwadi Centre <input type="checkbox"/> Play ground/Park</p>	<p>Data Source: Gram Panchayat record</p>				
5.	<p>What Percentage (%) of Villages of the GP Connected to all-weather roads during the appraisal year?</p> <table border="1" data-bbox="402 1730 948 1877"> <tr> <td data-bbox="402 1730 626 1818">Total number of Villages under the GP</td> <td data-bbox="626 1730 948 1818">Number of Villages of the GP Connected to all-weather roads</td> </tr> <tr> <td data-bbox="402 1818 626 1877"></td> <td data-bbox="626 1818 948 1877"></td> </tr> </table>	Total number of Villages under the GP	Number of Villages of the GP Connected to all-weather roads			<p>Data Source: Gram Panchayat record</p>
Total number of Villages under the GP	Number of Villages of the GP Connected to all-weather roads					

6.	<p>Whether GP had the following facilities available in the community Market placeduring the appraisal year?</p> <p><input type="checkbox"/> Electricity facility <input type="checkbox"/> Drinking Water facility <input type="checkbox"/> Toilet facility</p>	<p>Data Source: Gram Panchayat record</p>												
7.	<p>Whether GP had the following facilities for ensuring good transportation during the appraisal year?</p> <p><input type="checkbox"/> Public transport facility e.g. Bus, taxi, e-riksha, <input type="checkbox"/> Disabled friendly Bus shed facility <input type="checkbox"/> Benches in the bus shed for waiting <input type="checkbox"/> Drinking Water facility in the waiting area of bus stop <input type="checkbox"/> Toilet facility in the waiting area of bus stop</p>	<p>Data Source: Gram Panchayat record</p>												
8.	<p>Whether GP hadstreet lighting facilities in the roadsduring the appraisal year?</p> <p><input type="radio"/> YES <input type="radio"/> No</p>	<p>Under the Fourteenth Finance Commission (XIV FC) grants were provided to GPs for delivering basic services including street lighting.</p> <p>Data Source: Gram Panchayat record</p>												
9.	<p>At what frequency the Electricity facility for domestic use in all Households under the GP was available during the appraisal year?</p> <table border="1" data-bbox="318 1115 894 1325"> <tr> <td>24 Hours</td> <td><input type="radio"/></td> </tr> <tr> <td>12-24 Hours</td> <td><input type="radio"/></td> </tr> <tr> <td>8-12 Hours</td> <td><input type="radio"/></td> </tr> <tr> <td>6-8 Hours</td> <td><input type="radio"/></td> </tr> <tr> <td>Less than 6 Hours</td> <td><input type="radio"/></td> </tr> <tr> <td>No facility</td> <td><input type="radio"/></td> </tr> </table>	24 Hours	<input type="radio"/>	12-24 Hours	<input type="radio"/>	8-12 Hours	<input type="radio"/>	6-8 Hours	<input type="radio"/>	Less than 6 Hours	<input type="radio"/>	No facility	<input type="radio"/>	<p>Data Source: <ul style="list-style-type: none"> • Gram Panchayat record • Electricity department records </p>
24 Hours	<input type="radio"/>													
12-24 Hours	<input type="radio"/>													
8-12 Hours	<input type="radio"/>													
6-8 Hours	<input type="radio"/>													
Less than 6 Hours	<input type="radio"/>													
No facility	<input type="radio"/>													
10.	<p>Whether the GP had any flood/cyclone/ disaster relief centreduring the appraisal year?</p> <p><input type="radio"/> YES <input type="radio"/> NO</p>	<p>Data Source: Gram Panchayat record</p>												
11.	<p>Whether the GP had Storage Tank for water storage facilityduring the appraisal year?</p> <p><input type="radio"/> YES <input type="radio"/> NO</p>	<p>Data Source: Gram Panchayat record</p>												
12.	<p>Whether the GP had access to the Health Sub centre/Health & wellness centreduring the appraisal year?</p> <p><input type="radio"/> YES</p>	<p>Data Source: Gram Panchayat record</p>												

	<input type="radio"/> NO																																							
13.	<p>Whether the GP had access to the Livestock Aid centre for treatment of the ailing animals during the appraisal year?</p> <input type="radio"/> YES <input type="radio"/> NO	Data Source: Gram Panchayat record																																						
14.	<p>Whether the Primary/Secondary School(s) in the GP had play ground during the appraisal year?</p> <input type="radio"/> YES <input type="radio"/> NO	Data Source: Gram Panchayat record																																						
15.	<p>What percentage of the total budget of the GP was earmarked under GPDP for ensuring necessary infrastructure related activities during the Appraisal Year 2021-22? (<i>Supporting document like GPDP Plan of 2021-22 will be uploaded at the time of final submission of Questionnaire.</i>)</p> <table border="1"> <tr> <td>Total Budget allocated in the GPDP during the Appraisal Year (in Rs. actual)</td> <td>Total Budget allocated for infrastructure related activities in the GPDP during the Appraisal Year (in Rs. actual)</td> </tr> <tr> <td></td> <td></td> </tr> </table>	Total Budget allocated in the GPDP during the Appraisal Year (in Rs. actual)	Total Budget allocated for infrastructure related activities in the GPDP during the Appraisal Year (in Rs. actual)			Data Source: Gram Panchayat record- GPDP plan of 2021-22																																		
Total Budget allocated in the GPDP during the Appraisal Year (in Rs. actual)	Total Budget allocated for infrastructure related activities in the GPDP during the Appraisal Year (in Rs. actual)																																							
16.	<p>How much financial contribution did the GP make, through own resources or voluntary, for implementing infrastructure related activities in the GP during the Appraisal Year 2021-22?</p> <table border="1"> <thead> <tr> <th rowspan="2">Total Own Fund (Own Source Revenue/voluntary contribution etc.) of the GP during Appraisal Year (in Rs. actual)</th> <th colspan="2">Expenditure incurred by GP in infrastructure related activities</th> </tr> <tr> <th>Various infrastructure related Sector</th> <th>Expenditure in Rs. (in actual)</th> </tr> </thead> <tbody> <tr> <td></td> <td>Rural Housing</td> <td></td> </tr> <tr> <td></td> <td>Roads</td> <td></td> </tr> <tr> <td></td> <td>Sanitation/Toilets</td> <td></td> </tr> <tr> <td></td> <td>Water facility</td> <td></td> </tr> <tr> <td></td> <td>Public Transport</td> <td></td> </tr> <tr> <td></td> <td>Library</td> <td></td> </tr> <tr> <td></td> <td>Recreational park /garden</td> <td></td> </tr> <tr> <td></td> <td>Fitness centre</td> <td></td> </tr> <tr> <td></td> <td>Fruit nursery</td> <td></td> </tr> <tr> <td></td> <td>Others</td> <td></td> </tr> <tr> <td></td> <td>Total</td> <td></td> </tr> </tbody> </table>	Total Own Fund (Own Source Revenue/voluntary contribution etc.) of the GP during Appraisal Year (in Rs. actual)	Expenditure incurred by GP in infrastructure related activities		Various infrastructure related Sector	Expenditure in Rs. (in actual)		Rural Housing			Roads			Sanitation/Toilets			Water facility			Public Transport			Library			Recreational park /garden			Fitness centre			Fruit nursery			Others			Total		<p>Sources of Own funds of GP includes various types of Taxes and non-taxes/fees/user charges.</p> <p>Data Source: Gram Panchayat record</p>
Total Own Fund (Own Source Revenue/voluntary contribution etc.) of the GP during Appraisal Year (in Rs. actual)	Expenditure incurred by GP in infrastructure related activities																																							
	Various infrastructure related Sector	Expenditure in Rs. (in actual)																																						
	Rural Housing																																							
	Roads																																							
	Sanitation/Toilets																																							
	Water facility																																							
	Public Transport																																							
	Library																																							
	Recreational park /garden																																							
	Fitness centre																																							
	Fruit nursery																																							
	Others																																							
	Total																																							

USER MANUAL

National Panchayat Awards-2023 (Appraisal Year 2021-22)

Socially Secured Panchayat (Theme-7)

Q.No.	Question	Explanation/Remarks				
1.	<p>How many persons in the GP received benefits/pension under National Social Assistance Programme (<i>such Indira Gandhi National Old Age Pension Scheme, Indira Gandhi National Widow Pension Scheme, Indira Gandhi National Disability Pension Scheme, Indira Gandhi National Family Benefit Scheme, Annapurna</i>) as of Central Government or similar State/UT Government schemes during the Appraisal Year?</p> <table border="1" style="width: 100%; border-collapse: collapse;"> <tr> <td style="width: 50%; padding: 5px;">Total number of persons who registered/applied and were found eligible for benefits under National Social Assistance Programme of Central Government or similar State/UT Government schemes in the GP during the Appraisal Year</td> <td style="width: 50%; padding: 5px;">Out of these eligible persons, how many persons received benefits under National Social Assistance Programme of Central Government or similar State/UT Government schemes in the GP during the Appraisal Year</td> </tr> <tr> <td style="height: 20px;"></td> <td></td> </tr> </table>	Total number of persons who registered/applied and were found eligible for benefits under National Social Assistance Programme of Central Government or similar State/UT Government schemes in the GP during the Appraisal Year	Out of these eligible persons, how many persons received benefits under National Social Assistance Programme of Central Government or similar State/UT Government schemes in the GP during the Appraisal Year			<p>Various Central and State scheme for benefits of poor and marginalized sections are being implemented</p> <p>https://nsap.nic.in/circular.do?method=aboutus</p> <p><u>Some of the scheme that are being implemented by D/o Social Justice</u></p> <p>Data Source: GP Survey/Block records</p>
Total number of persons who registered/applied and were found eligible for benefits under National Social Assistance Programme of Central Government or similar State/UT Government schemes in the GP during the Appraisal Year	Out of these eligible persons, how many persons received benefits under National Social Assistance Programme of Central Government or similar State/UT Government schemes in the GP during the Appraisal Year					
2.	<p>How many disabled-persons in the GP received assistive devices (wheel chairs, crutches, artificial limbs, walking sticks for blind etc.) during the Appraisal Year?</p> <table border="1" style="width: 100%; border-collapse: collapse;"> <tr> <td style="width: 50%; padding: 5px;">Total number of differently-abled persons who applied and were found eligible for assistive devices in the GP during the Appraisal Year</td> <td style="width: 50%; padding: 5px;">Out of these eligible differently-abled persons, how many received assistive devices in the GP during the Appraisal Year</td> </tr> <tr> <td style="height: 20px;"></td> <td></td> </tr> </table>	Total number of differently-abled persons who applied and were found eligible for assistive devices in the GP during the Appraisal Year	Out of these eligible differently-abled persons, how many received assistive devices in the GP during the Appraisal Year			<p>For instance, Assistance to Disabled persons for purchasing / fitting of aids / appliances (<u>ADIP</u>) scheme implemented by M/o Social Justice & Empowerment. For this District wise camps are also organized.</p> <p>Data Source: Gram Panchayat Survey records</p>
Total number of differently-abled persons who applied and were found eligible for assistive devices in the GP during the Appraisal Year	Out of these eligible differently-abled persons, how many received assistive devices in the GP during the Appraisal Year					
3.	<p>How many senior citizens (above 60 years of age) in the GP received Physical Aids and Assisted-living Devices (<i>Walking sticks/Elbow crutches, Walkers/Crutches, Tripods/Quadpods, Hearing Aids, Wheelchair, Artificial Dentures, Spectacles</i>) under the Rashtriya Vayoshri Yojana/other State-specific scheme during the Appraisal Year?</p> <table border="1" style="width: 100%; border-collapse: collapse;"> <tr> <td style="width: 50%; padding: 5px;">Total number of senior citizens in the GP who applied and were found eligible for Physical Aids and Assisted-living Devices during the Appraisal Year</td> <td style="width: 50%; padding: 5px;">Out of these eligible senior citizens, how many received Physical Aids and Assisted-living Devices in the GP during the Appraisal Year</td> </tr> <tr> <td style="height: 20px;"></td> <td></td> </tr> </table>	Total number of senior citizens in the GP who applied and were found eligible for Physical Aids and Assisted-living Devices during the Appraisal Year	Out of these eligible senior citizens, how many received Physical Aids and Assisted-living Devices in the GP during the Appraisal Year			<p>RVY is a Central Sector Scheme. Beneficiaries are Senior citizens belonging to BPL category and senior citizens with monthly income of <Rs.15000/-. Districts level Camps are organized for distribution of devices. State/UT may be implementing such initiatives/scheme.</p> <p>Data Source: District/Gram Panchayat records</p>
Total number of senior citizens in the GP who applied and were found eligible for Physical Aids and Assisted-living Devices during the Appraisal Year	Out of these eligible senior citizens, how many received Physical Aids and Assisted-living Devices in the GP during the Appraisal Year					

4.	<p>How many disabled persons in the GP received Unique Disability Identity Card (UDID) during the Appraisal Year?</p> <table border="1" data-bbox="391 268 938 596"> <tr> <td data-bbox="391 268 651 596">Total number of disabled persons in the GP who applied and were found eligible for Unique ID for Persons with Disabilities/Disability Card during the Appraisal Year</td> <td data-bbox="651 268 938 596">Out of these eligible disabled persons, how many received Disability ID/Card during the Appraisal Year</td> </tr> <tr> <td> </td> <td> </td> </tr> </table>	Total number of disabled persons in the GP who applied and were found eligible for Unique ID for Persons with Disabilities/Disability Card during the Appraisal Year	Out of these eligible disabled persons, how many received Disability ID/Card during the Appraisal Year			<p>Implemented by Department of Empowerment of Persons with Disabilities.</p> <p>Persons with disabilities register on UDID portal. Disability Certificate Issuing Authorities (CMO Office/Medical Authority) will use this application to record the details of Persons with Disabilities (PwDs) and issue Disability Certificate/UDID Card electronically. District Welfare Officer/District Social Welfare Officers use UDID portal for facilitating PwDs in getting Disability Certificate/UDID Card.</p> <p>https://www.swavlambancard.gov.in/cms/know-more-about-udid</p> <p>Data Source: District / Gram Panchayat Survey records</p>
Total number of disabled persons in the GP who applied and were found eligible for Unique ID for Persons with Disabilities/Disability Card during the Appraisal Year	Out of these eligible disabled persons, how many received Disability ID/Card during the Appraisal Year					
5.	<p>How many persons received Ayushman Bharat Card under Pradhan Mantri Jan Arogya Yojana (PMJAY) (or similar card under other State specific schemes) in the GP during the Appraisal Year?</p> <table border="1" data-bbox="321 951 1008 1247"> <tr> <td data-bbox="321 951 626 1247">Total number of persons who applied and were found eligible for Ayushman Card under PMJAY (or similar card under other State specific schemes) in the GP during the Appraisal Year</td> <td data-bbox="626 951 1008 1247">Out of these persons who were found eligible, how many received Ayushman Card under PMJAY (or similar card under other State specific schemes) in the GP during the Appraisal Year</td> </tr> <tr> <td> </td> <td> </td> </tr> </table>	Total number of persons who applied and were found eligible for Ayushman Card under PMJAY (or similar card under other State specific schemes) in the GP during the Appraisal Year	Out of these persons who were found eligible, how many received Ayushman Card under PMJAY (or similar card under other State specific schemes) in the GP during the Appraisal Year			<p>Ayushman Bharat –Pradhan Mantri Jan Arogya Yojana (ABPMJAY) is implemented in convergence with the States’ health insurance scheme. Provides health coverage up to Rs. 5 lakh per annum.</p> <p>AB-PMJAY is an entitlement-based scheme and all the entitled families are covered from the day one of the implementation of the scheme in the State/UT. No registration or enrolment of beneficiaries is required for availing the benefits under the scheme.</p> <p>It covers deprived families in rural areas and families of workers of identified occupational categories in urban areas, as per the Socio-Economic Caste Census (SECC) - 2011 data.</p> <p>State Health Agencies (SHAs) conduct the beneficiary identification.</p> <p>Data Source: Village Penetration Dashboard is available on PM-JAY Dashboard Suite, Village level data available.</p> <p>https://insights.pmjay.gov.in/</p>
Total number of persons who applied and were found eligible for Ayushman Card under PMJAY (or similar card under other State specific schemes) in the GP during the Appraisal Year	Out of these persons who were found eligible, how many received Ayushman Card under PMJAY (or similar card under other State specific schemes) in the GP during the Appraisal Year					

6.	<p>How many persons (children of 0-6 years of age, pregnant women and lactating mothers) received benefits under the Integrated Child Development Scheme in the GP during the Appraisal Year?</p> <table border="1" data-bbox="321 323 1006 525"> <tr> <td data-bbox="321 323 662 491">Total identified persons (children, pregnant/lactating mothers) in the GP during the Appraisal Year</td> <td data-bbox="670 323 1006 491">Out of these, number of persons who received benefits under Integrated Child Development Scheme in the GP during the Appraisal Year</td> </tr> <tr> <td> </td> <td> </td> </tr> </table>	Total identified persons (children, pregnant/lactating mothers) in the GP during the Appraisal Year	Out of these, number of persons who received benefits under Integrated Child Development Scheme in the GP during the Appraisal Year			<p>Under ICDS, Supplementary Nutrition Program (SNP) is administered which provided hot cooked meal to children in Anganwadis. Take Home Ration (Micronutrient Fortified Energy Dense Food-MFEDF) is served to pregnant/lactating mothers.</p> <p>Data source: Anganwadi Centres</p>																
Total identified persons (children, pregnant/lactating mothers) in the GP during the Appraisal Year	Out of these, number of persons who received benefits under Integrated Child Development Scheme in the GP during the Appraisal Year																					
7.	<p>What percentage of the total budget was earmarked under Gram Panchayat Development Plan (GPDP) of the Appraisal Year for activities relating to social assistance to persons (such as old, widow, disabled etc.) during the Appraisal Year?</p> <table border="1" data-bbox="321 674 1006 875"> <tr> <td data-bbox="321 674 646 842">Total budget allocation under GPDP of the Appraisal Year</td> <td data-bbox="654 674 1006 842">Out of this, budget allocated in the GPDP specifically for providing social assistance to persons (such as old, widow, disabled etc.) during the Appraisal Year</td> </tr> <tr> <td> </td> <td> </td> </tr> </table> <p>*(Supporting document to be uploaded: Copy of relevant extracts of GPDP)</p>	Total budget allocation under GPDP of the Appraisal Year	Out of this, budget allocated in the GPDP specifically for providing social assistance to persons (such as old, widow, disabled etc.) during the Appraisal Year			<p>Data Source: Gram Panchayat/ e-GramSwaraj portal https://egramswaraj.gov.in/</p>																
Total budget allocation under GPDP of the Appraisal Year	Out of this, budget allocated in the GPDP specifically for providing social assistance to persons (such as old, widow, disabled etc.) during the Appraisal Year																					
8.	<p>How much financial contribution did the Gram Panchayat made, through own resources or voluntary, towards the upliftment of marginalized groups [SC/ST/Women/Destitute/Old/Senior Citizen/Divyangjan (People with Special Needs)] in the GP during the Appraisal Year?</p> <table border="1" data-bbox="321 1136 1006 1890"> <thead> <tr> <th data-bbox="321 1136 483 1570">Total Own Source Revenue generated by GP during Appraisal Year (A)</th> <th data-bbox="492 1136 646 1570">Sector</th> <th data-bbox="654 1136 824 1570">Expenditure incurred by GP out of its own fund (own source revenue, voluntary contribution etc.) sector wise (in Rs. actual) (B)</th> <th data-bbox="833 1136 1006 1570">% Expenditure incurred by GP out of its own fund (own source revenue, voluntary contribution etc.) sector wise C=(B/A)*100</th> </tr> </thead> <tbody> <tr> <td> </td> <td data-bbox="492 1581 646 1633">IEC Campaigns</td> <td> </td> <td> </td> </tr> <tr> <td> </td> <td data-bbox="492 1644 646 1749">Voluntary cash benefit/living allowance</td> <td> </td> <td> </td> </tr> <tr> <td> </td> <td data-bbox="492 1759 646 1812">Community Feeding</td> <td> </td> <td> </td> </tr> <tr> <td> </td> <td data-bbox="492 1822 646 1890">Grain Bank through own funds</td> <td> </td> <td> </td> </tr> </tbody> </table>	Total Own Source Revenue generated by GP during Appraisal Year (A)	Sector	Expenditure incurred by GP out of its own fund (own source revenue, voluntary contribution etc.) sector wise (in Rs. actual) (B)	% Expenditure incurred by GP out of its own fund (own source revenue, voluntary contribution etc.) sector wise C=(B/A)*100		IEC Campaigns				Voluntary cash benefit/living allowance				Community Feeding				Grain Bank through own funds			<p>Sources of OSR of GP includes house tax or property tax, profession tax etc.</p> <p>Data Source: Gram Panchayat</p>
Total Own Source Revenue generated by GP during Appraisal Year (A)	Sector	Expenditure incurred by GP out of its own fund (own source revenue, voluntary contribution etc.) sector wise (in Rs. actual) (B)	% Expenditure incurred by GP out of its own fund (own source revenue, voluntary contribution etc.) sector wise C=(B/A)*100																			
	IEC Campaigns																					
	Voluntary cash benefit/living allowance																					
	Community Feeding																					
	Grain Bank through own funds																					

		Disabled friendly infrastructure			
		Recreational facilities (parks, library etc.)			
		Others			
		-	Aggregate =	Aggregate=	

USER/GUIDING MANUAL

**National Panchayat Awards-2023
(Appraisal Year 2021-22)**

**Panchayat with Good Governance
(Theme-8)**

Q. No.	Question	Explanation/Remarks/Data Source												
1.	<p>For delivering the services electronically, GP used computer from which of the following during the appraisal year:</p> <table border="1" data-bbox="191 659 883 877"> <tr> <td>Through GP Office computer</td> <td align="center"><input type="radio"/></td> </tr> <tr> <td>Through CSC</td> <td align="center"><input type="radio"/></td> </tr> <tr> <td>Through Block</td> <td align="center"><input type="radio"/></td> </tr> <tr> <td>Through Institutions</td> <td align="center"><input type="radio"/></td> </tr> <tr> <td>Through Personal Computer</td> <td align="center"><input type="radio"/></td> </tr> <tr> <td>No Computer work</td> <td align="center"><input type="radio"/></td> </tr> </table>	Through GP Office computer	<input type="radio"/>	Through CSC	<input type="radio"/>	Through Block	<input type="radio"/>	Through Institutions	<input type="radio"/>	Through Personal Computer	<input type="radio"/>	No Computer work	<input type="radio"/>	<p>Data Source: Gram Panchayat/ e-GramSwaraj portal https://egramswaraj.gov.in/</p>
Through GP Office computer	<input type="radio"/>													
Through CSC	<input type="radio"/>													
Through Block	<input type="radio"/>													
Through Institutions	<input type="radio"/>													
Through Personal Computer	<input type="radio"/>													
No Computer work	<input type="radio"/>													
2.	<p>Please provide the details of number of Gram Sabha meetings held during the appraisal year 2021-22 (Supporting document like MoM of Gram Sabha will be uploaded at the time of final submission of Questionnaire).</p> <table border="1" data-bbox="191 1087 1027 1268"> <tr> <td>No Gram Sabha meeting held</td> <td align="center"><input type="radio"/></td> </tr> <tr> <td>One Gram Sabha meeting held</td> <td align="center"><input type="radio"/></td> </tr> <tr> <td>Two Gram Sabha meetings held</td> <td align="center"><input type="radio"/></td> </tr> <tr> <td>Three Gram Sabha meetings held</td> <td align="center"><input type="radio"/></td> </tr> <tr> <td>Four or more than four Gram Sabha meetings held</td> <td align="center"><input type="radio"/></td> </tr> </table>	No Gram Sabha meeting held	<input type="radio"/>	One Gram Sabha meeting held	<input type="radio"/>	Two Gram Sabha meetings held	<input type="radio"/>	Three Gram Sabha meetings held	<input type="radio"/>	Four or more than four Gram Sabha meetings held	<input type="radio"/>	<p>Data Source: Gram Panchayat Record - MoM of Gram Sabha</p>		
No Gram Sabha meeting held	<input type="radio"/>													
One Gram Sabha meeting held	<input type="radio"/>													
Two Gram Sabha meetings held	<input type="radio"/>													
Three Gram Sabha meetings held	<input type="radio"/>													
Four or more than four Gram Sabha meetings held	<input type="radio"/>													
3.	<p>Whether the GP used e-GramSwaraj portal for the various purpose of panchayat functioning (planning, reporting, geotagging, accounting and online payments) during the appraisal year 2021-22?</p> <p><input type="radio"/> Yes <input type="radio"/> No</p>	<p>Data Source: Gram Panchayat/ e-GramSwaraj portal https://egramswaraj.gov.in/</p>												
4.	<p>Whether the following information of GP was available in e-GramSwaraj Application during the appraisal year?</p> <ul style="list-style-type: none"> <input type="checkbox"/> Basic profile including LGD code <input type="checkbox"/> Connectivity Details <input type="checkbox"/> Election details <input type="checkbox"/> Elected Member details <input type="checkbox"/> Panchayat Committee details <input type="checkbox"/> Panchayat Committee member details 	<p>Data Source: Gram Panchayat/ e-GramSwaraj portal https://egramswaraj.gov.in/</p>												

5.	<p>Total expenditure of the GP under the following schemes in 2021-22 and against each of the scheme how much expenses booked in Accounting module (% calculation)during the appraisal year:</p> <p>A.</p> <table border="1" data-bbox="196 365 1109 478"> <thead> <tr> <th>Schemes</th> <th>Amount expenses (in Rs.)</th> <th>booked in Accounting module (in Rs.)</th> </tr> </thead> <tbody> <tr> <td>CSS</td> <td></td> <td></td> </tr> </tbody> </table> <p>B.</p> <table border="1" data-bbox="196 590 1109 703"> <thead> <tr> <th>Schemes</th> <th>Amount expenses (in Rs.)</th> <th>booked in Accounting module (in Rs.)</th> </tr> </thead> <tbody> <tr> <td>State Schemes</td> <td></td> <td></td> </tr> </tbody> </table> <p>C.</p> <table border="1" data-bbox="196 814 1109 928"> <thead> <tr> <th>Schemes</th> <th>Amount expenses (in Rs.)</th> <th>booked in Accounting module (in Rs.)</th> </tr> </thead> <tbody> <tr> <td>SFC</td> <td></td> <td></td> </tr> </tbody> </table> <p>D.</p> <table border="1" data-bbox="196 1039 1109 1152"> <thead> <tr> <th>Schemes</th> <th>Amount expenses (in Rs.)</th> <th>booked in Accounting module (in Rs.)</th> </tr> </thead> <tbody> <tr> <td>OSR</td> <td></td> <td></td> </tr> </tbody> </table>	Schemes	Amount expenses (in Rs.)	booked in Accounting module (in Rs.)	CSS			Schemes	Amount expenses (in Rs.)	booked in Accounting module (in Rs.)	State Schemes			Schemes	Amount expenses (in Rs.)	booked in Accounting module (in Rs.)	SFC			Schemes	Amount expenses (in Rs.)	booked in Accounting module (in Rs.)	OSR			<p>Data Source: Gram Panchayat/ e-GramSwaraj portal https://egramswaraj.gov.in/</p>
Schemes	Amount expenses (in Rs.)	booked in Accounting module (in Rs.)																								
CSS																										
Schemes	Amount expenses (in Rs.)	booked in Accounting module (in Rs.)																								
State Schemes																										
Schemes	Amount expenses (in Rs.)	booked in Accounting module (in Rs.)																								
SFC																										
Schemes	Amount expenses (in Rs.)	booked in Accounting module (in Rs.)																								
OSR																										
6.	<p>Whether year book/Accounts for 2021-22 has been closed by 31st march, 2022 or not?</p> <p><input type="radio"/> Yes <input type="radio"/> No</p>	<p>Data Source: Gram Panchayat/ e-GramSwaraj portal https://egramswaraj.gov.in/</p>																								
7.	<p>Percentage (%) of Number of Mission Antyodaya (MA) Gaps that addressed in GPDP (<i>Supporting document will be uploaded at the time of final submission of Questionnaire</i>)during the appraisal year.</p> <table border="1" data-bbox="191 1570 1130 1703"> <thead> <tr> <th>MA Gaps</th> <th>Total number of Gap(s) count</th> <th>Number of Gap(s) addressed in GPDP</th> </tr> </thead> <tbody> <tr> <td>Critical</td> <td></td> <td></td> </tr> <tr> <td>Moderate</td> <td></td> <td></td> </tr> </tbody> </table>	MA Gaps	Total number of Gap(s) count	Number of Gap(s) addressed in GPDP	Critical			Moderate			<p>Data Source: Gram Panchayat record- GPDP plan of 2021-22</p>															
MA Gaps	Total number of Gap(s) count	Number of Gap(s) addressed in GPDP																								
Critical																										
Moderate																										

8.	Whether the approved GPDP of 2021-22 is uploaded online? <input type="radio"/> Yes <input type="radio"/> No	<i>GPDP portal</i>				
9.	Whether the GP account under Central Finance Commission has been audited through Audit online during the appraisal year 2021-22? <input type="radio"/> Yes <input type="radio"/> No	Data Source: Gram Panchayat/ e-GramSwaraj portal https://egramswaraj.gov.in/				
10.	Does the GP had its own website during the appraisal year? <input type="radio"/> Yes <input type="radio"/> No If Yes, provide the URL: <input style="width: 200px; height: 20px;" type="text"/>	<i>URL check directly</i>				
11.	Number of villages under the GP and against this, number of villages that are mapped with LGD during the appraisal year. <table border="1" data-bbox="191 890 1133 1031"> <thead> <tr> <th data-bbox="191 890 565 982">Number of villages under the GP</th> <th data-bbox="570 890 1133 982">Number of villages under the GP are mapped with LGD</th> </tr> </thead> <tbody> <tr> <td data-bbox="191 989 565 1031"> </td> <td data-bbox="570 989 1133 1031"> </td> </tr> </tbody> </table>	Number of villages under the GP	Number of villages under the GP are mapped with LGD			<i>LGD directory</i>
Number of villages under the GP	Number of villages under the GP are mapped with LGD					

12.	<p>Number of services are being provided electronically under the following categories at GP level during the Appraisal year:</p> <p>A. Regulatory Services: The services like trade license, permit for construction of a building, Vehicle registration, Income certificate, Land valuation certificate etc.</p> <p><input type="radio"/> No services provided <input type="radio"/> 1 Service provided <input type="radio"/> 2 or more Services provided</p> <p>B. Statutory Services: The services like Issuance of Birth/Death certificate, Senior Citizen Certificate, Issuance of Passes to Goods Vehicle etc.</p> <p><input type="radio"/> No services provided <input type="radio"/> 1 Service provided <input type="radio"/> 2 or more Services provided</p> <p>C. Developmental Services: The services or schemes provided by Government for the benefit of citizens like NREGS, PMAY-G, Old age Pension etc.</p> <p><input type="radio"/> No services provided <input type="radio"/> 1 Service provided <input type="radio"/> 2 or more Services provided</p> <p>D. Consumer Utilities Service: Services like bill payment, Issuance of Migration Certificate, Tracking Beneficiary Pension Detail, Application for Education Loan for Backward Classes etc.</p> <p><input type="radio"/> No services provided <input type="radio"/> 1 Service provided <input type="radio"/> 2 or more Services provided</p>	<p><i>Service delivery portal</i> https://serviceonline.gov.in/ <i>State specific portal</i></p>
13.	<p>a) GP with Internet Connectivity during the Appraisal year?</p> <p><input type="radio"/> Yes <input type="radio"/> No</p> <p>b) If Yes, Internet connectivity through:</p> <p><input type="radio"/> BharatNet <input type="radio"/> Other Internet Service Provider</p>	<p>Data Source: Gram Panchayat record</p>

14.

How much financial contribution did the GP made, through own resources or voluntary to promote Good Governance in the Gram Panchayat during the Appraisal Year?

Sources of Own funds of GP includes various types of Taxes and non taxes/fees/user charges.

Total Own Fund (Own Source Revenue/voluntary contribution etc.) of the GP during Appraisal Year (in Rs. actual)	Expenditure incurred by GP in Good Governance Sector	
	Various Good Governance Sector	Expenditure in Rs. (in actual)
	Video documentation	
	e-library	
	Website development	
	Manpower hiring for e-Services etc.	
	Training of vulnerable and marginalized section	
	Others	
	Total	

Data Source:
Gram Panchayat record

USER/GUIDING MANUAL

**National Panchayat Awards-2023
(Appraisal Year 2021-22)**

**Women –Friendly Panchayat
(Theme-9)**

Q.No.	Question	Explanation/Remarks/Data Source				
1.	<p>How many Mahila Sabhas were conducted by the GP during the Appraisal Year? <i>(Supporting document will be uploaded at the time of final submission of questionnaire)</i></p> <p><input type="checkbox"/> One <input type="checkbox"/> Two and more <input type="checkbox"/> None</p>	<p>Data Source: Gram Panchayat Records (Minutes of the Meetings Register)</p>				
2.	<p>How many girl children (6-18 years) were out of school in the GP during the Appraisal Year?</p> <table border="1" data-bbox="261 856 1045 1003"> <tr> <td data-bbox="261 856 721 1003">Total girl children (6-18 years) in the GP during the Appraisal Year</td> <td data-bbox="721 856 1045 1003">Out of these, number of girl children (6-18 years) who were out of school during the Appraisal Year</td> </tr> <tr> <td data-bbox="261 1003 721 1010"> </td> <td data-bbox="721 1003 1045 1010"> </td> </tr> </table>	Total girl children (6-18 years) in the GP during the Appraisal Year	Out of these, number of girl children (6-18 years) who were out of school during the Appraisal Year			<p>6-18 years of age group of children identified as per as per guidelines of Ministry of Education for considering Out of School. https://www.education.gov.in/sites/upload_files/mhrd/files/guidelines_oosc.pdf</p> <p>National Average: Approx. 6% https://www.education.gov.in/sites/upload_files/mhrd/files/statistics-new/UDISE%2B2020_21_Booklet.pdf</p> <p>Each State has its own figure ranging from 15 to 45 days of absence from school to treat a child as a drop-out. Ministry of Education has fixed the number at 30 for uniformity. https://www.newindianexpress.com/thesundaystandard/2016/dec/03/centre-rolls-out-uniform-criteria-to-define-out-of-school-children-1545379.html#:~:text=The%20NCPCR%20has%20recommended%20that,%20of%20school%20child.</p> <p>Out of School Children (OoSC) are identified by each State/UT. The concerned State/UT validates the child wise information of the identified OoSC and STC uploaded by the concerned</p>
Total girl children (6-18 years) in the GP during the Appraisal Year	Out of these, number of girl children (6-18 years) who were out of school during the Appraisal Year					

		<p>Block Resource Centre. Ministry of Education also has developed an online module for compiling the data of OoSC identified by each State/UT and their mapping with Special Training Centres (STC) on the PRABANDH Portal (http://samagrashiksha.in).</p> <p>http://164.100.24.220/loksabhaquestions/annex/179/AS313.pdf</p> <p>Data Source: School Data (UDISE +)</p>				
3.	<p>What percentage of girl children (0-5 years) who were recorded underweight in the GP during the Appraisal Year?</p> <table border="1" data-bbox="381 737 987 936"> <tr> <td data-bbox="381 737 659 905">Total girl children (0-5 years) in the GP during the Appraisal Year</td> <td data-bbox="659 737 987 905">Out of these, number of girl children recorded underweight during the Appraisal Year</td> </tr> <tr> <td data-bbox="381 905 659 936"></td> <td data-bbox="659 905 987 936"></td> </tr> </table>	Total girl children (0-5 years) in the GP during the Appraisal Year	Out of these, number of girl children recorded underweight during the Appraisal Year			<p>Malnutrition among children under 5 years of age is mainly assessed by these three parameters i.e. Underweight, stunting and wasting)</p> <ul style="list-style-type: none"> • Underweight National Average (rural): 33.80% <p>(Parameters captured under NFHS-5)</p> <p>Data Source: Community Health Centre/Primary Health Centre/AHSA</p>
Total girl children (0-5 years) in the GP during the Appraisal Year	Out of these, number of girl children recorded underweight during the Appraisal Year					
4.	<p>What percentage of girl children (0-5 years) who were recorded stunted in the GP during the Appraisal Year?</p> <table border="1" data-bbox="381 1262 933 1409"> <tr> <td data-bbox="381 1262 607 1409">Total girl children (0-5 years) in the GP during the Appraisal Year</td> <td data-bbox="607 1262 933 1409">Out of these, number of girl children recorded stunted during the Appraisal Year</td> </tr> <tr> <td data-bbox="381 1409 607 1440"></td> <td data-bbox="607 1409 933 1440"></td> </tr> </table>	Total girl children (0-5 years) in the GP during the Appraisal Year	Out of these, number of girl children recorded stunted during the Appraisal Year			<p>Malnutrition among children under 5 years of age is mainly assessed by these three parameters i.e. Underweight, stunting and wasting)</p> <ul style="list-style-type: none"> • Stunted National Average (rural): 37.30% <p>(Parameters captured under NFHS-5)</p> <p>Data Source: Community Health Centre/Primary Health Centre/AHSA</p>
Total girl children (0-5 years) in the GP during the Appraisal Year	Out of these, number of girl children recorded stunted during the Appraisal Year					

5.	<p>What percentage of girl children (0-18 years) who were recorded anaemic in the GP during the Appraisal Year?</p> <table border="1" data-bbox="380 247 932 512"> <tr> <td data-bbox="380 247 662 449">Total girl children in the GP during the Appraisal Year</td> <td data-bbox="662 247 932 449">Out of these, number of girl children recorded anaemic during the Appraisal Year</td> </tr> <tr> <td> </td> <td> </td> </tr> <tr> <td> </td> <td> </td> </tr> </table>	Total girl children in the GP during the Appraisal Year	Out of these, number of girl children recorded anaemic during the Appraisal Year					<p>Indicator as under NHFS-5 survey (2019-21). National Average (rural) of anaemic children is 68.3%. Data Source: Community Health Centre/Primary Health Centre/AHSA</p>
Total girl children in the GP during the Appraisal Year	Out of these, number of girl children recorded anaemic during the Appraisal Year							
6.	<p>What percentage of pregnant /lactating women (15-49 years) were anaemic in the GP during the Appraisal Year?</p> <table border="1" data-bbox="380 600 932 806"> <tr> <td data-bbox="380 600 607 777">Total women (15-49 years) in the GP during the Appraisal Year</td> <td data-bbox="607 600 932 777">Out of these, number of such women recorded anaemic during the Appraisal Year</td> </tr> <tr> <td> </td> <td> </td> </tr> </table>	Total women (15-49 years) in the GP during the Appraisal Year	Out of these, number of such women recorded anaemic during the Appraisal Year			<p>Indicator as under NHFS-5 survey (2019-21). National Average (rural) of anaemic pregnant & lactating women is 28.6%. Data Source: Community Health Centre/Primary Health Centre/AHSA</p>		
Total women (15-49 years) in the GP during the Appraisal Year	Out of these, number of such women recorded anaemic during the Appraisal Year							
7.	<p>What proportion of women headed households were covered under Ayushman Bharat/ Pradhan Mantri Jan Arogya Yojana (PMJAY)/similar State Govt Health scheme /health insurance during the Appraisal Year? <i>(Supporting document will be uploaded at the time final submission of questionnaire)</i></p> <table border="1" data-bbox="323 1033 987 1297"> <tr> <td data-bbox="323 1033 678 1268">Total number of women headed households registered and were found eligible under Ayushman Bharat-PMJAY or similar State Govt health scheme in the GP during the Appraisal Year</td> <td data-bbox="678 1033 987 1268">Out of these, number of women headed households covered under Ayushman Bharat-PMJAY or similar State Govt health scheme during the Appraisal Year</td> </tr> <tr> <td> </td> <td> </td> </tr> </table>	Total number of women headed households registered and were found eligible under Ayushman Bharat-PMJAY or similar State Govt health scheme in the GP during the Appraisal Year	Out of these, number of women headed households covered under Ayushman Bharat-PMJAY or similar State Govt health scheme during the Appraisal Year			<p>Ayushman Bharat –Pradhan Mantri Jan Arogya Yojana (ABPMJAY) is implemented in convergence with the States’ health insurance scheme. Provides health coverage up to Rs. 5 lakh per annum.</p> <p>AB-PMJAY is an entitlement-based scheme and all the entitled families are covered from the day one of the implementation of the scheme in the State/UT. No registration or enrolment of beneficiaries is required for availing the benefits under the scheme.</p> <p>It covers deprived families in rural areas and families of workers of identified occupational categories in urban areas, as per the Socio-Economic Caste Census (SECC) -2011 data.</p> <p>State Health Agencies (SHAs) conduct the beneficiary identification.</p> <p>Data Source: Village Penetration Dashboard is available on PM-JAY Dashboard Suite, possibly</p>		
Total number of women headed households registered and were found eligible under Ayushman Bharat-PMJAY or similar State Govt health scheme in the GP during the Appraisal Year	Out of these, number of women headed households covered under Ayushman Bharat-PMJAY or similar State Govt health scheme during the Appraisal Year							

		Village level data available. https://insights.pmjay.gov.in/				
8.	<p>What percentage of women received their cash benefit under Pradhan Mantri Matru Vandana Yojana (PMMVY)/similar state scheme during the Appraisal Year?</p> <table border="1"> <tr> <td>Total women in the GP registered and were found eligible under Pradhan Mantri Matru Vandana Yojana/similar state scheme during the Appraisal Year</td> <td>Out of these, number of women received cash benefit under Pradhan Mantri Matru Vandana Yojana/similar state scheme during the Appraisal Year</td> </tr> <tr> <td></td> <td></td> </tr> </table>	Total women in the GP registered and were found eligible under Pradhan Mantri Matru Vandana Yojana/similar state scheme during the Appraisal Year	Out of these, number of women received cash benefit under Pradhan Mantri Matru Vandana Yojana/similar state scheme during the Appraisal Year			<p>Pradhan Mantri Mtru Vandana Yajana PMMVY, a Centrally Sponsored Scheme, provide direct cash benefit transfer to the beneficiaries i.e. pregnant and lactating mothers/women. Under PMMVY, a cash incentive of ` 5000/- would be provided directly in the account of Pregnant Women and Lactating Mothers(PW&LM) forfirstliving child of the family subjectto their fulfilling specific conditions relating to Maternal and Child Health. The eligible beneficiaries would receive the remaining cash incentives as per approved norms towards maternity benefit under Janani Suraksha Yojana (JSY) after institutional delivery so that on an average, a woman will get ` 6000/- . https://wcd.dashboard.nic.in/</p> <p>Data Source: Community Health Centre/Primary Health Centre/AHSA</p>
Total women in the GP registered and were found eligible under Pradhan Mantri Matru Vandana Yojana/similar state scheme during the Appraisal Year	Out of these, number of women received cash benefit under Pradhan Mantri Matru Vandana Yojana/similar state scheme during the Appraisal Year					
9.	<p>How many BPL women (as per Socio-Economic Caste Census 2011) were the members of Self-Help Groups (SHGs) in the GP during the Appraisal Year?</p> <table border="1"> <tr> <td>Total number of BPL women in the GP during the Appraisal Year</td> <td>Out of these, number of BPL women who were members of SHGs during the Appraisal Year</td> </tr> <tr> <td></td> <td></td> </tr> </table>	Total number of BPL women in the GP during the Appraisal Year	Out of these, number of BPL women who were members of SHGs during the Appraisal Year			<p>Data Source: Gram Panchayat Records NRLM Dashboard https://nrlm.gov.in/dashboardForOuter.do?methodName=dashboard</p>
Total number of BPL women in the GP during the Appraisal Year	Out of these, number of BPL women who were members of SHGs during the Appraisal Year					
10.	<p>What percentage of the total budget of the GP was earmarked under Gram Panchayat Development Plan (GPDP) for women development related activities during the Appraisal Year? <i>(Supporting document will be uploaded at the time final submission of questionnaire)</i></p> <table border="1"> <tr> <td>Total budget allocation under GPDP during the Appraisal Year (in Rs. actual)</td> <td>Out of this, total budget allocated for women development related activities during the Appraisal Year (in Rs. actual)</td> </tr> <tr> <td></td> <td></td> </tr> </table>	Total budget allocation under GPDP during the Appraisal Year (in Rs. actual)	Out of this, total budget allocated for women development related activities during the Appraisal Year (in Rs. actual)			<p>Data Source: Gram Panchayat/ e-GramSwaraj portal https://egramswaraj.gov.in/</p>
Total budget allocation under GPDP during the Appraisal Year (in Rs. actual)	Out of this, total budget allocated for women development related activities during the Appraisal Year (in Rs. actual)					

11.	<p>How much financial contribution did the GP made, through own resources or voluntary, for implementing women development in the GP during the Appraisal Year?</p> <table border="1" data-bbox="321 310 954 1331"> <thead> <tr> <th data-bbox="321 310 488 688">Total Own Fund (own source revenue, voluntary contribution etc.) of the GP (A)</th> <th data-bbox="488 310 688 688">Sector</th> <th data-bbox="688 310 954 688">Expenditure incurred by GP out of its own fund (own source revenue, voluntary contribution etc.) (in Rs. actual) (B)</th> </tr> </thead> <tbody> <tr> <td></td> <td>IEC activities</td> <td></td> </tr> <tr> <td></td> <td>Celebration of Godbharai event(tradition of blessing the mother-to-be)</td> <td></td> </tr> <tr> <td></td> <td>Sanitary pad distribution to eligible girls/women</td> <td></td> </tr> <tr> <td></td> <td>Training of girls & women on self- defence</td> <td></td> </tr> <tr> <td></td> <td>Women – friendly transport facility</td> <td></td> </tr> <tr> <td></td> <td>Recognition of efficient SHG members</td> <td></td> </tr> <tr> <td></td> <td>Others</td> <td></td> </tr> <tr> <td></td> <td></td> <td>Aggregate=</td> </tr> </tbody> </table>	Total Own Fund (own source revenue, voluntary contribution etc.) of the GP (A)	Sector	Expenditure incurred by GP out of its own fund (own source revenue, voluntary contribution etc.) (in Rs. actual) (B)		IEC activities			Celebration of Godbharai event(tradition of blessing the mother-to-be)			Sanitary pad distribution to eligible girls/women			Training of girls & women on self- defence			Women – friendly transport facility			Recognition of efficient SHG members			Others				Aggregate=	<p>Sources of OSR of GP include house tax or property tax, profession tax, donations etc.</p> <p>Data Source: Gram Panchayat Records</p>
Total Own Fund (own source revenue, voluntary contribution etc.) of the GP (A)	Sector	Expenditure incurred by GP out of its own fund (own source revenue, voluntary contribution etc.) (in Rs. actual) (B)																											
	IEC activities																												
	Celebration of Godbharai event(tradition of blessing the mother-to-be)																												
	Sanitary pad distribution to eligible girls/women																												
	Training of girls & women on self- defence																												
	Women – friendly transport facility																												
	Recognition of efficient SHG members																												
	Others																												
		Aggregate=																											
